




GOVERNMENT AUTONOMOUS COLLEGE ROURKELA



PARENT FEEDBACK ANALYSIS REPORT 2020-21

1. परिचय	01
2. विद्यार्थी संख्या	02
3. विद्यार्थी संख्या	03
4. विद्यार्थी संख्या	04
5. विद्यार्थी संख्या	05
6. विद्यार्थी संख्या	06
7. विद्यार्थी संख्या	07

CONTENT

SL. NO.	TOPIC	PAGE NO.
1	Introduction	1
2	Feedback objectives	1
3	Overview of Form Questionnaires	1
4	Analysis and outcomes	2
5	Recommendations and suggestions	2
6	Botany analysis report	03
7	Chemistry analysis report	09
8	Commerce analysis report	15
9	Computer science analysis report	21
10	Economics analysis report	27
11	Education analysis report	33
12	ETC analysis report	39
13	English analysis report	45
14	Hindi analysis report	51
15	History analysis report	57
16	Mathematics analysis report	63
17	MTC analysis report	69
18	Odia analysis report	75
19	Philosophy analysis report	81
20	Physics analysis report	87
21	Political science analysis report	93
22	Psychology analysis report	99
23	Sociology analysis report	105
24	Statistics analysis report	111
25	Zoology analysis report	117



REPORT OF PARENT'S FEEDBACK ANALYSIS FOR THE ACADEMIC YEAR 2020-21

Government Autonomous College, Rourkela was established with the mission to provide guidance, enhancing potential, encouraging students to follow their dreams and helping them become successful citizens of the nation and the world. Parents entrust the future of their children into our hands and it is imperative to know their views, opinions and suggestions. Feedback from parents allows the institute to evaluate its service provision and thus cater to providing excellent service towards the students. The feedback analysis process has put an increasing emphasis on the need for involvement of parents in the quality assurance of excellent education. Parent's involvement requires that they play an active role in participating for the holistic development of their children. Parents Feedback Form (link) is on the college website for the parents of undergraduate students to evaluate the institution. This initiative of collecting feedback is done by the IQAC of the college.

Parent's feedback has the following main objectives:

1. To provide parents the opportunity to comment on the quality of their ward's learning experience.
2. To assess the success of academic provision in relation to the expectations of both the parents and the students.
3. To provide feedback to the faculties in order to improve delivery and/or content of the curriculum.

The parent's feedback form focuses on the following issues:

- Q.1) Your opinion about the academic standard of the Institute.
- Q.2) Assessment about the teaching/learning process in the Institute.
- Q.3) College have a satisfactory system of monitoring student's progress
- Q.4) The impact of teacher in motivating your ward.
- Q.5) Your rating about the Teacher-Student relationship.
- Q.6) Your overall rating about our teacher.
- Q.7) Your rating about the Institute Discipline?
- Q.8) Good Learning resources and Infrastructure (i.e. Library Resources, Laboratory, Internet Access, Hostel facilities, Canteen facilities etc.) provided by the college.
- Q.9) Friendliness and Courteousness of the Institute Teaching and Non-teaching staff.

Q.10) You experience a sense of parental pride when you say your child is from this college?

Q.11) You will recommend this college to others.

Q.12) Your overall rating about the Institute Management.

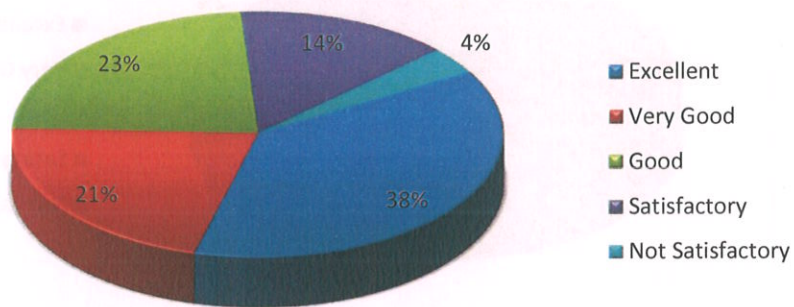
The parents feedback suggested that the administrative staff to have been rated as co-operative. The parents strongly feel that the infrastructure, ambience and facilities are also the plus point of the institution and many of them found the college to be a good place for their children to have a learning experience. A good percentage of the parents found the overall academic skills and knowledge of the college's faculty as good and the quality of teaching satisfactory, but thought that the use of ICT can be increased further. The parents are agreeable to the fact that the mentors of the college were good. Many of the parents feel that there should be increase in the number of seat strength in the hostels. A good percentage of the parents felt sports opportunities needed improvement but they are satisfied with extra-curricular activities and the facilities provided therewith. Finally, majority of the parents agree that the college has a good learning environment with the staff being friendly and approachable to students whenever they have required the need for it.

NAME OF THE DEPARTMENT: BOTANY

Q.1) Your opinion about the academic standard of the Institute.

	Grade	No. of Parents	Percentage
Q.1)	Excellent	21	37.50%
	Very Good	12	21.43%
	Good	13	23.21%
	Satisfactory	8	14.29%
	Not Satisfactory	2	3.57%

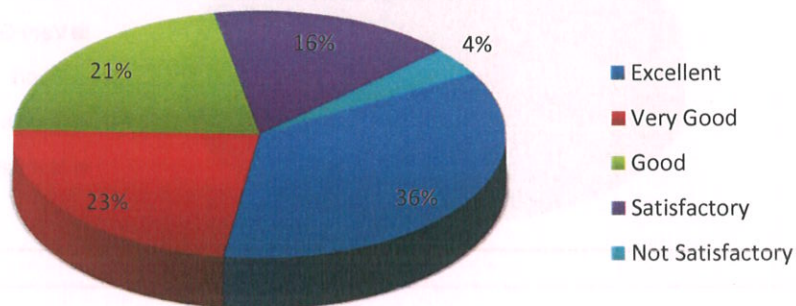
Q.1) Your opinion about the academic standard of the Institute.



Q.2) Assessment about the teaching/learning process in the Institute.

	Grade	No. of Parents	Percentage
Q.2)	Excellent	20	35.71%
	Very Good	13	23.21%
	Good	12	21.43%
	Satisfactory	9	16.07%
	Not Satisfactory	2	3.57%

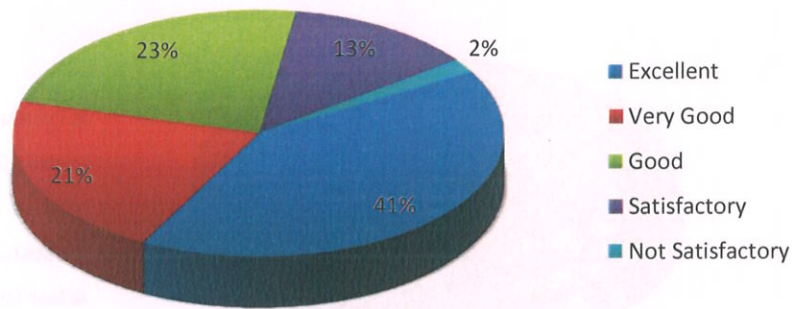
Q.2) Assessment about the teaching/learning process in the Institute.



Q.3) College have a satisfactory system of monitoring student's progress.

	Grade	No. of Parents	Percentage
Q.3)	Excellent	23	41.07%
	Very Good	12	21.43%
	Good	13	23.21%
	Satisfactory	7	12.50%
	Not Satisfactory	1	1.79%

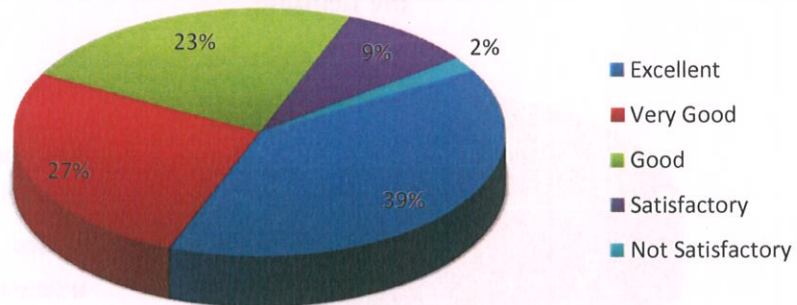
Q.3) College have a satisfactory system of monitoring student's progress



Q.4) The impact of teacher in motivating your ward.

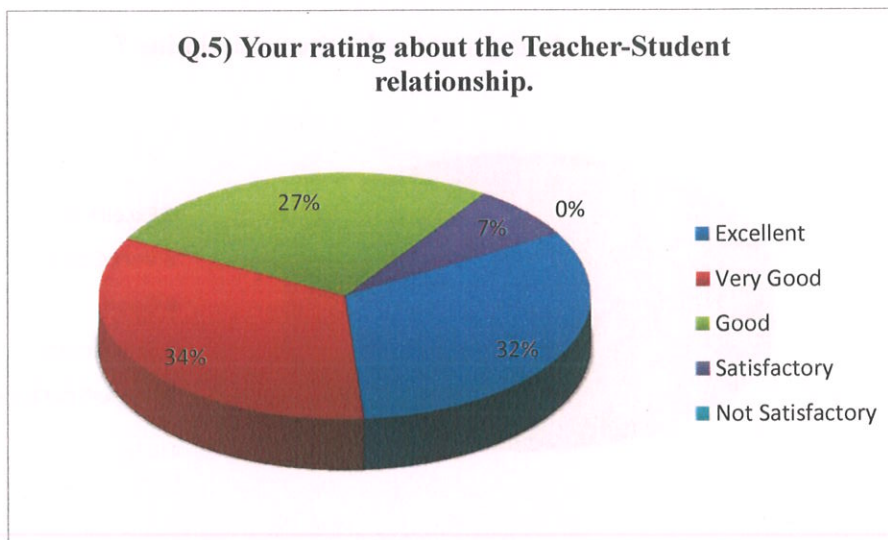
	Grade	No. of Parents	Percentage
Q.4)	Excellent	22	39.29%
	Very Good	15	26.79%
	Good	13	23.21%
	Satisfactory	5	8.93%
	Not Satisfactory	1	1.79%

Q.4) The impact of teacher in motivating your ward.



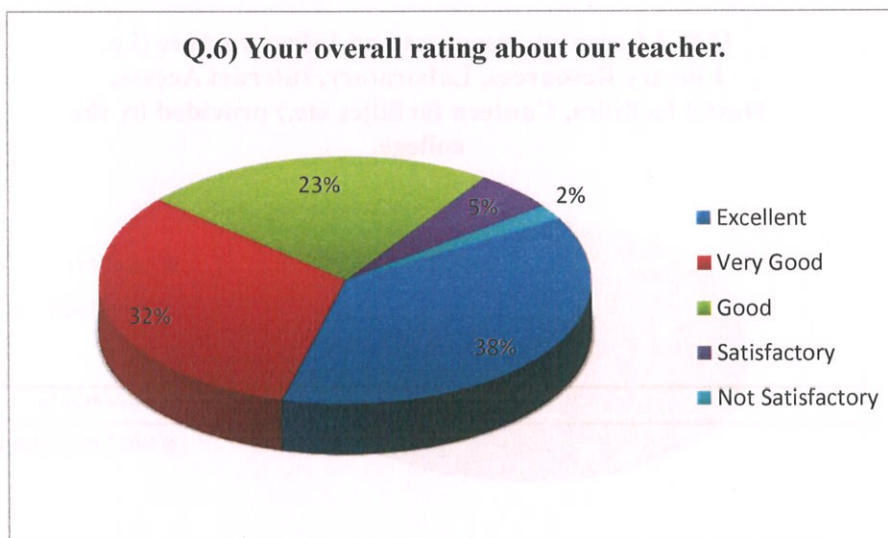
Q.5) Your rating about the Teacher-Student relationship.

	Grade	No. of Parents	Percentage
Q.5)	Excellent	18	32.14%
	Very Good	19	33.93%
	Good	15	26.79%
	Satisfactory	4	7.14%
	Not Satisfactory	0	0.00%



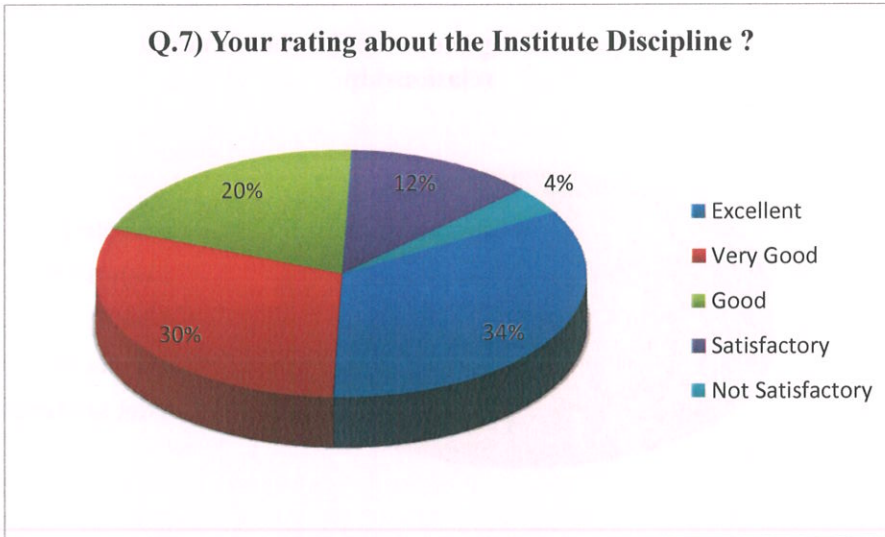
Q.6) Your overall rating about our teacher.

	Grade	No. of Parents	Percentage
Q.6)	Excellent	21	37.50%
	Very Good	18	32.14%
	Good	13	23.21%
	Satisfactory	3	5.36%
	Not Satisfactory	1	1.79%



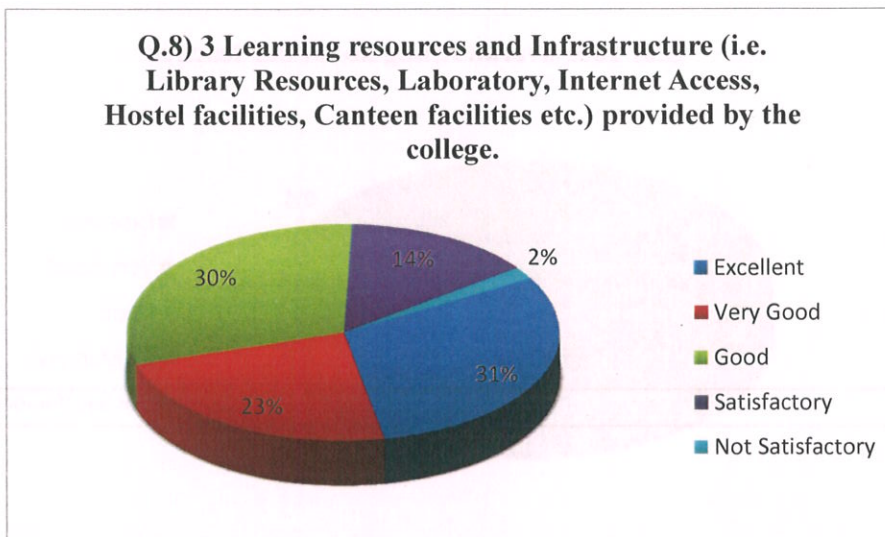
Q.7) Your rating about the Institute Discipline?

	Grade	No. of Parents	Percentage
Q.7)	Excellent	19	33.93%
	Very Good	17	30.36%
	Good	11	19.64%
	Satisfactory	7	12.50%
	Not Satisfactory	2	3.57%



Q.8) 3 Learning resources and Infrastructure (i.e. Library Resources, Laboratory, Internet Access, Hostel facilities, Canteen facilities etc.) provided by the college.

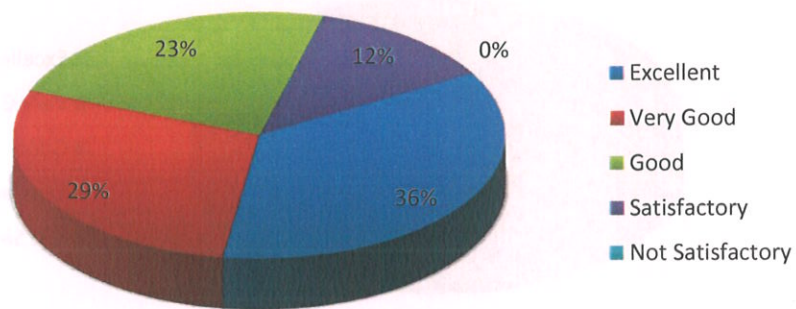
	Grade	No. of Parents	Percentage
Q.8)	Excellent	17	30.36%
	Very Good	13	23.21%
	Good	17	30.36%
	Satisfactory	8	14.29%
	Not Satisfactory	1	1.79%



Q.9) Friendliness and Courteousness of the Institute Teaching and Non-teaching staff.

	Grade	No. of Parents	Percentage
Q.9)	Excellent	20	35.71%
	Very Good	16	28.57%
	Good	13	23.21%
	Satisfactory	7	12.50%
	Not Satisfactory	0	0.00%

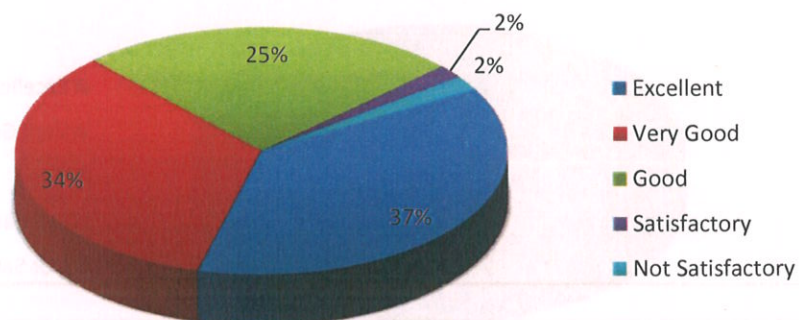
Q.9) Friendliness and Courteousness of the Institute Teaching and Non-teaching staff .



Q.10) You experience a sense of parental pride when you say your child is from this college?

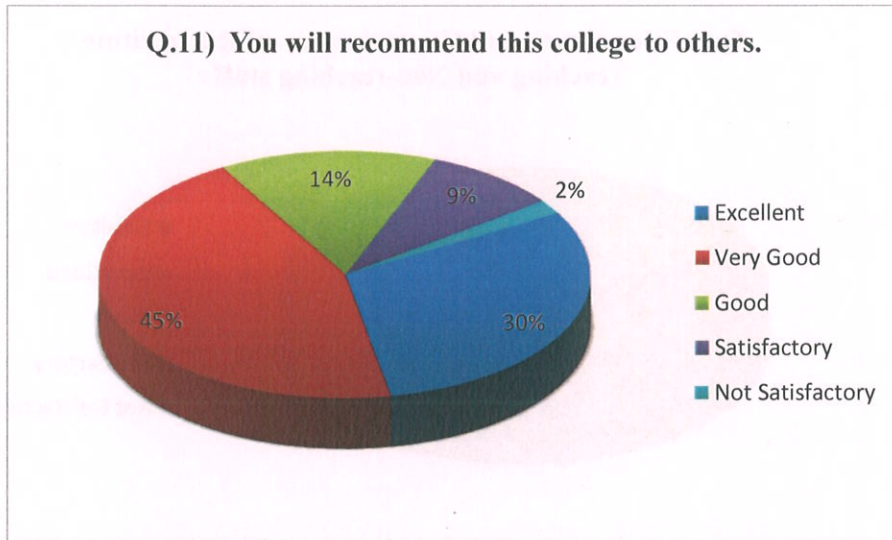
	Grade	No. of Parents	Percentage
Q.10)	Excellent	21	37.50%
	Very Good	19	33.93%
	Good	14	25.00%
	Satisfactory	1	1.79%
	Not Satisfactory	1	1.79%

Q.10) You experience a sense of parental pride when you say your child is from this college?



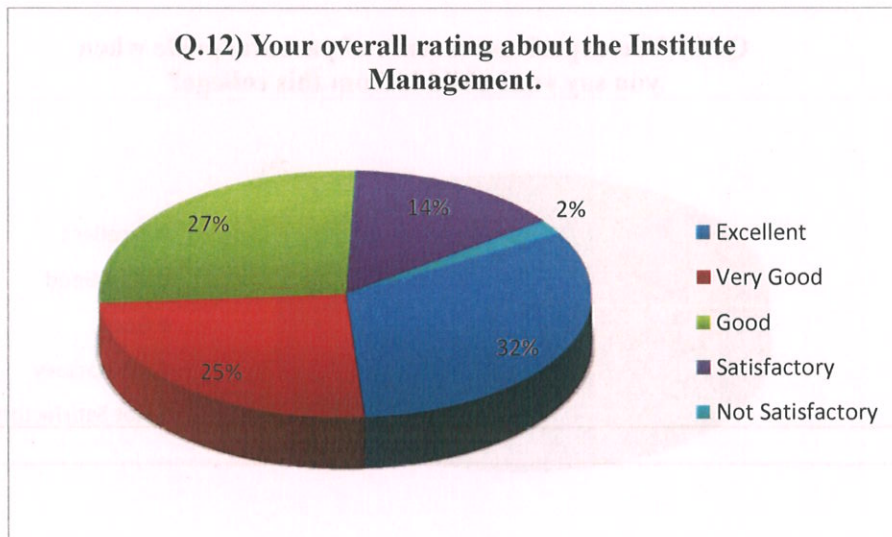
Q.11) You will recommend this college to others.

	Grade	No. of Parents	Percentage
Q.11)	Excellent	17	30.36%
	Very Good	25	44.64%
	Good	8	14.29%
	Satisfactory	5	8.93%
	Not Satisfactory	1	1.79%



Q.12) Your overall rating about the Institute Management.

	Grade	No. of Parents	Percentage
Q.12)	Excellent	18	32.14%
	Very Good	14	25.00%
	Good	15	26.79%
	Satisfactory	8	14.29%
	Not Satisfactory	1	1.79%

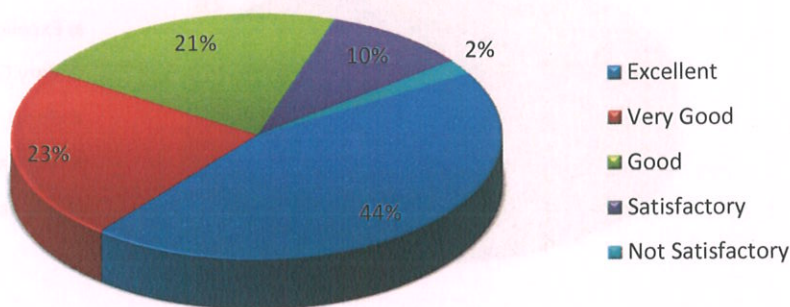


NAME OF THE DEPARTMENT: CHEMISTRY

Q.1) Your opinion about the academic standard of the Institute.

	Grade	No. of Parents	Percentage
Q.1)	Excellent	23	44.23%
	Very Good	12	23.08%
	Good	11	21.15%
	Satisfactory	5	9.62%
	Not Satisfactory	1	1.92%

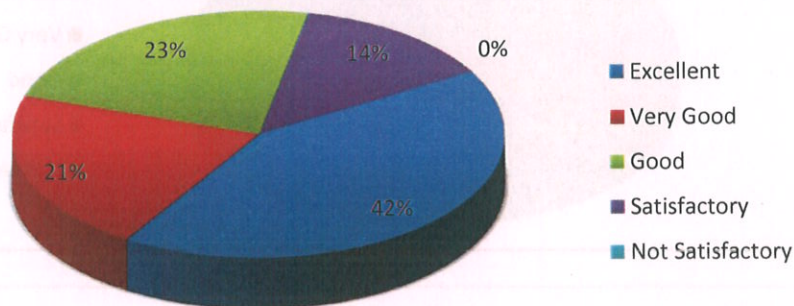
Q.1) Your opinion about the academic standard of the Institute.



Q.2) Assessment about the teaching/learning process in the Institute.

	Grade	No. of Parents	Percentage
Q.2)	Excellent	22	42.31%
	Very Good	11	21.15%
	Good	12	23.08%
	Satisfactory	7	13.46%
	Not Satisfactory	0	0.00%

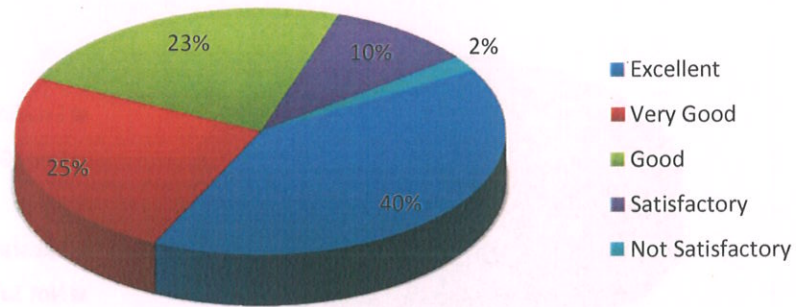
Q.2) Assessment about the teaching/learning process in the Institute.



Q.3) College have a satisfactory system of monitoring student's progress.

	Grade	No. of Parents	Percentage
Q.3)	Excellent	21	40.38%
	Very Good	13	25.00%
	Good	12	23.08%
	Satisfactory	5	9.62%
	Not Satisfactory	1	1.92%

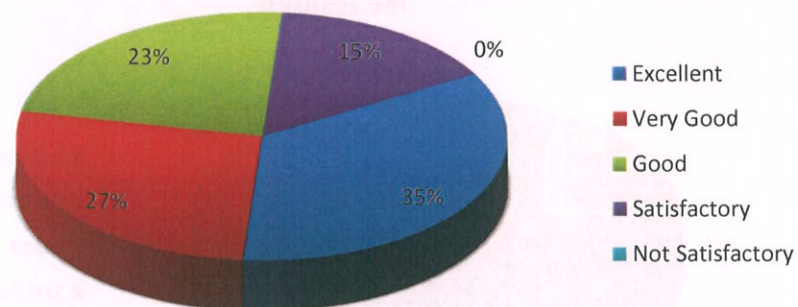
Q.3) College have a satisfactory system of monitoring student's progress



Q.4) The impact of teacher in motivating your ward.

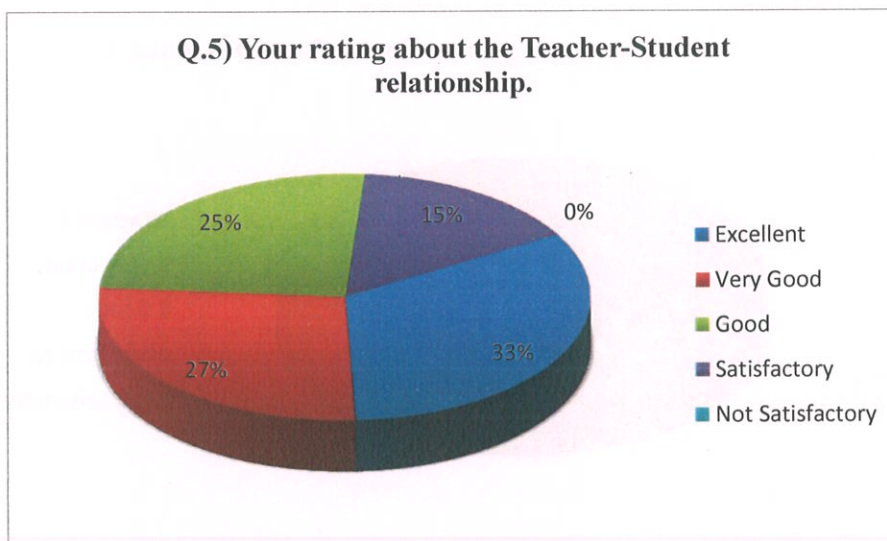
	Grade	No. of Parents	Percentage
Q.4)	Excellent	18	34.62%
	Very Good	14	26.92%
	Good	12	23.08%
	Satisfactory	8	15.38%
	Not Satisfactory	0	0.00%

Q.4) The impact of teacher in motivating your ward.



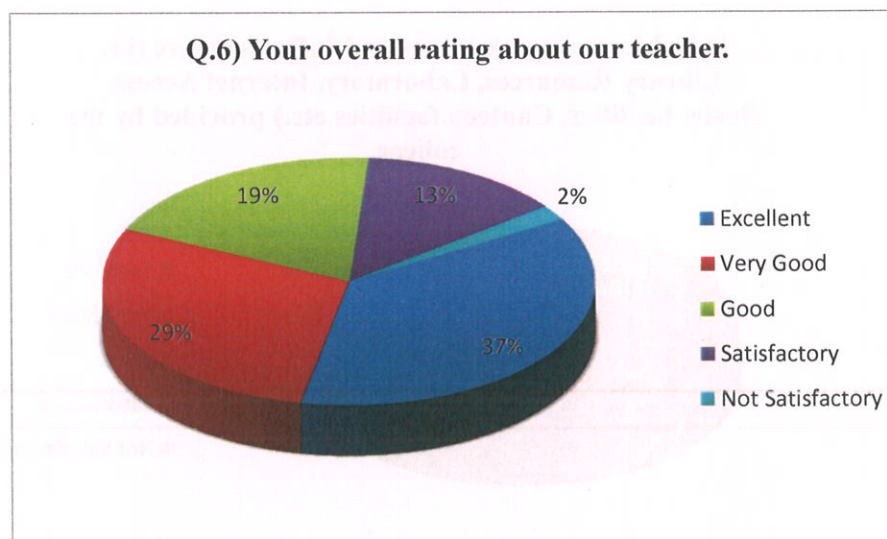
Q.5) Your rating about the Teacher-Student relationship.

	Grade	No. of Parents	Percentage
Q.5)	Excellent	17	32.69%
	Very Good	14	26.92%
	Good	13	25.00%
	Satisfactory	8	15.38%
	Not Satisfactory	0	0.00%



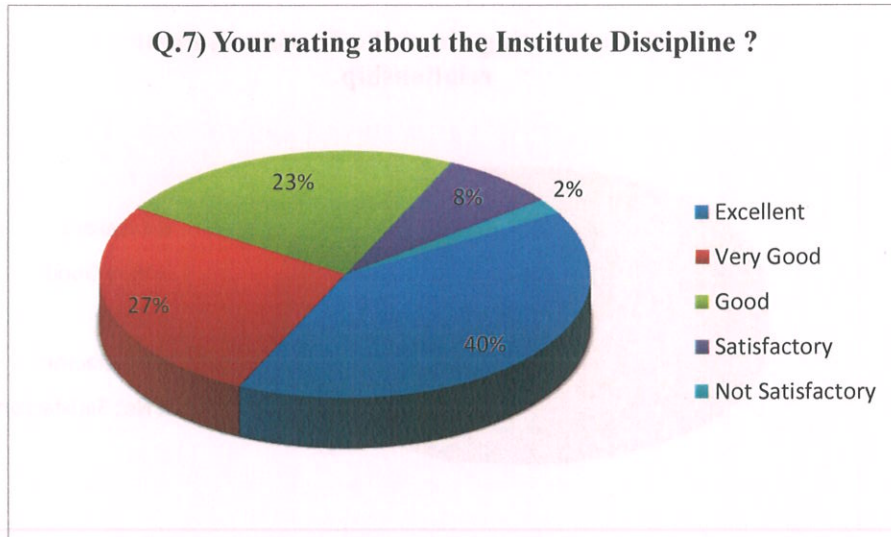
Q.6) Your overall rating about our teacher.

	Grade	No. of Parents	Percentage
Q.6)	Excellent	19	36.54%
	Very Good	15	28.85%
	Good	10	19.23%
	Satisfactory	7	13.46%
	Not Satisfactory	1	1.92%



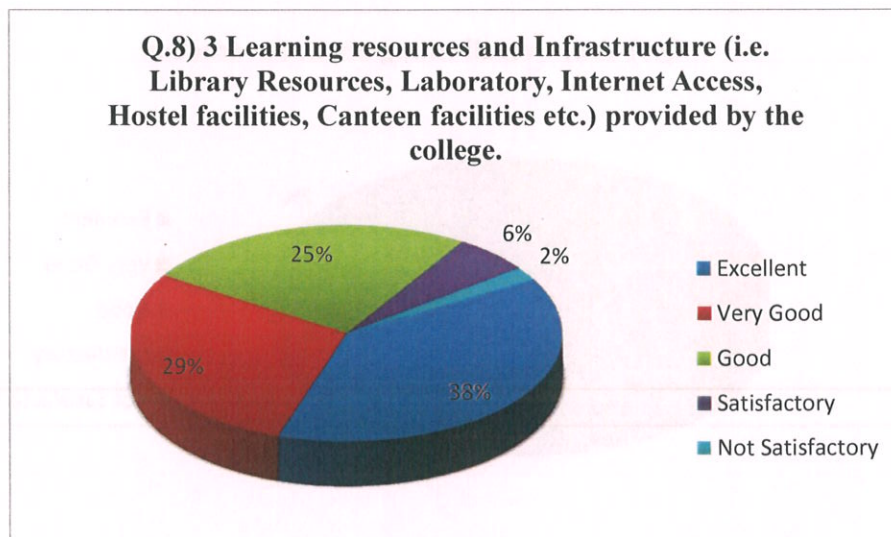
Q.7) Your rating about the Institute Discipline?

	Grade	No. of Parents	Percentage
Q.7)	Excellent	21	40.38%
	Very Good	14	26.92%
	Good	12	23.08%
	Satisfactory	4	7.69%
	Not Satisfactory	1	1.92%



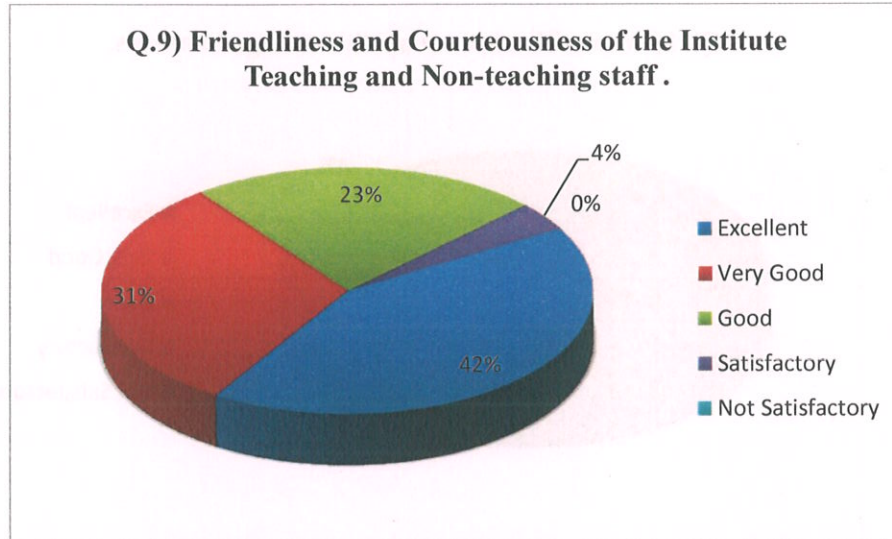
Q.8) 3 Learning resources and Infrastructure (i.e. Library Resources, Laboratory, Internet Access, Hostel facilities, Canteen facilities etc.) provided by the college.

	Grade	No. of Parents	Percentage
Q.8)	Excellent	20	38.46%
	Very Good	15	28.85%
	Good	13	25.00%
	Satisfactory	3	5.77%
	Not Satisfactory	1	1.92%



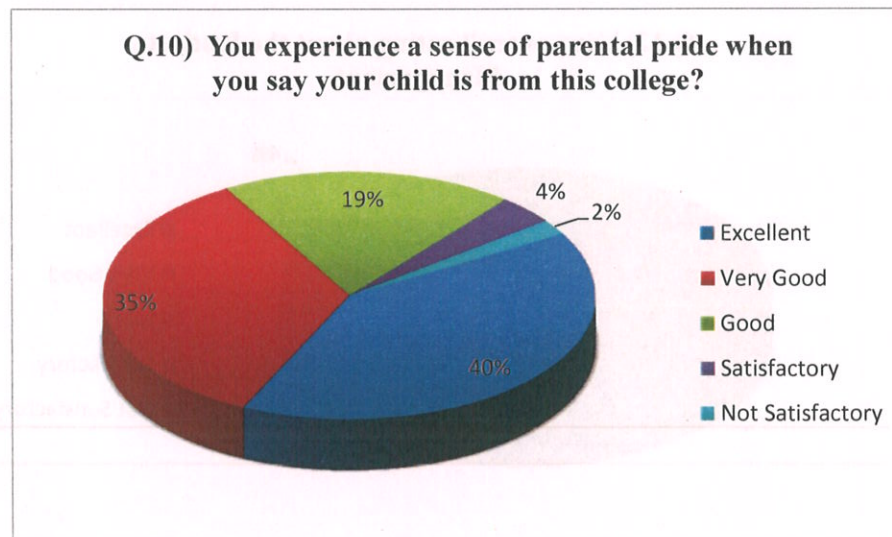
Q.9) Friendliness and Courteousness of the Institute Teaching and Non-teaching staff.

	Grade	No. of Parents	Percentage
Q.9)	Excellent	22	42.31%
	Very Good	16	30.77%
	Good	12	23.08%
	Satisfactory	2	3.85%
	Not Satisfactory	0	0.00%



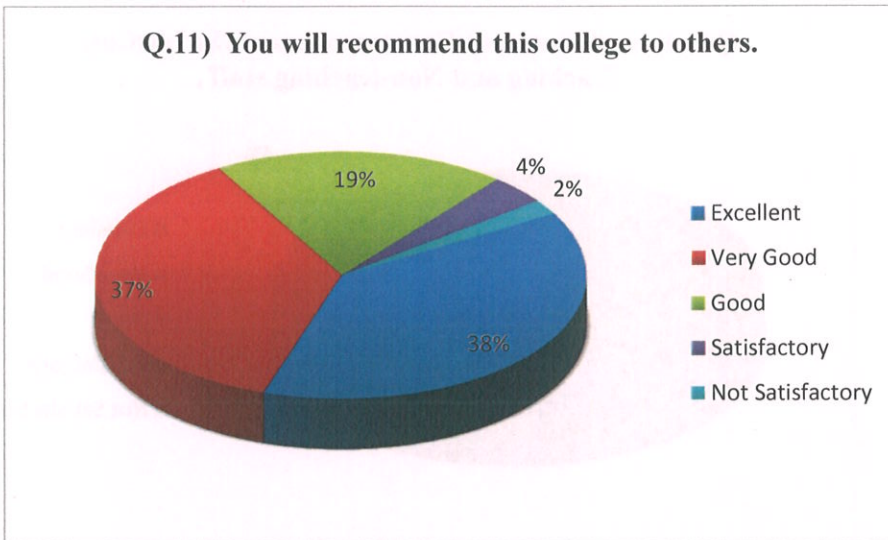
Q.10) You experience a sense of parental pride when you say your child is from this college?

	Grade	No. of Parents	Percentage
Q.10)	Excellent	21	40.38%
	Very Good	18	34.62%
	Good	10	19.23%
	Satisfactory	2	3.85%
	Not Satisfactory	1	1.92%



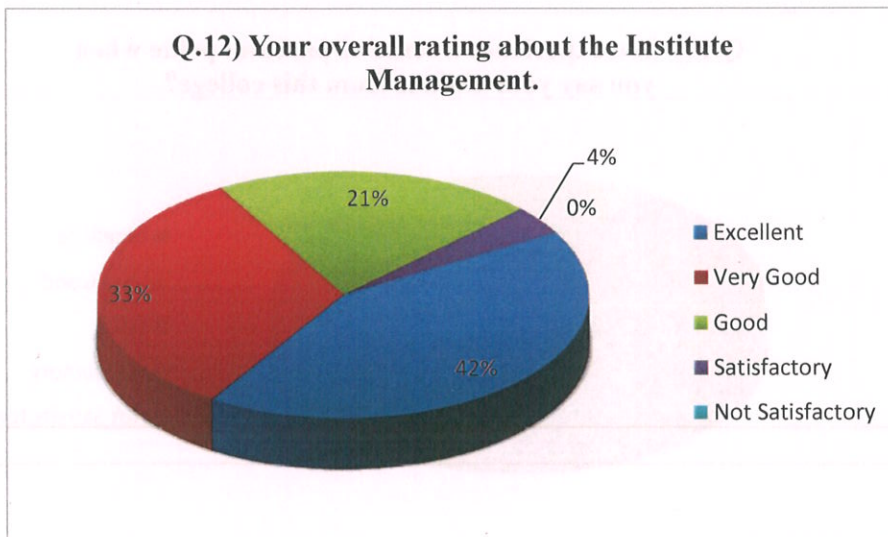
Q.11) You will recommend this college to others.

	Grade	No. of Parents	Percentage
Q.11)	Excellent	20	38.46%
	Very Good	19	36.54%
	Good	10	19.23%
	Satisfactory	2	3.85%
	Not Satisfactory	1	1.92%



Q.12) Your overall rating about the Institute Management.

	Grade	No. of Parents	Percentage
Q.12)	Excellent	22	42.31%
	Very Good	17	32.69%
	Good	11	21.15%
	Satisfactory	2	3.85%
	Not Satisfactory	0	0.00%

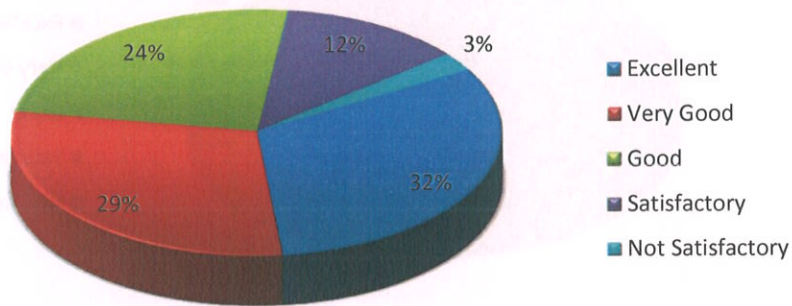


NAME OF THE DEPARTMENT: COMMERCE

Q.1) Your opinion about the academic standard of the Institute.

	Grade	No. of Parents	Percentage
Q.1)	Excellent	13	31.71%
	Very Good	12	29.27%
	Good	10	24.39%
	Satisfactory	5	12.20%
	Not Satisfactory	1	2.44%

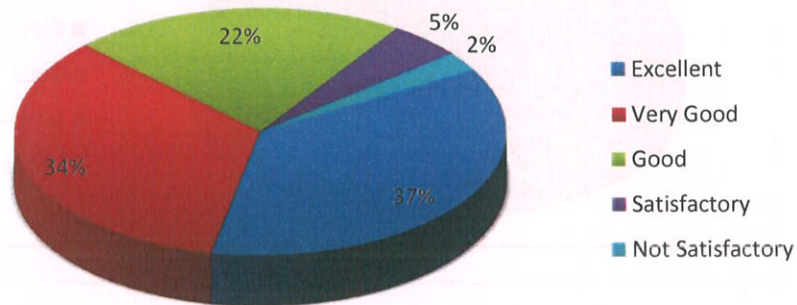
Q.1) Your opinion about the academic standard of the Institute.



Q.2) Assessment about the teaching/learning process in the Institute.

	Grade	No. of Parents	Percentage
Q.2)	Excellent	15	36.59%
	Very Good	14	34.15%
	Good	9	21.95%
	Satisfactory	2	4.88%
	Not Satisfactory	1	2.44%

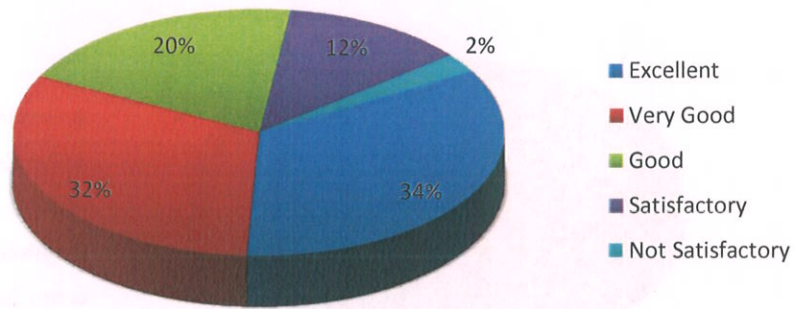
Q.2) Assessment about the teaching/learning process in the Institute.



Q.3) College have a satisfactory system of monitoring student's progress.

	Grade	No. of Parents	Percentage
Q.3)	Excellent	14	34.15%
	Very Good	13	31.71%
	Good	8	19.51%
	Satisfactory	5	12.20%
	Not Satisfactory	1	2.44%

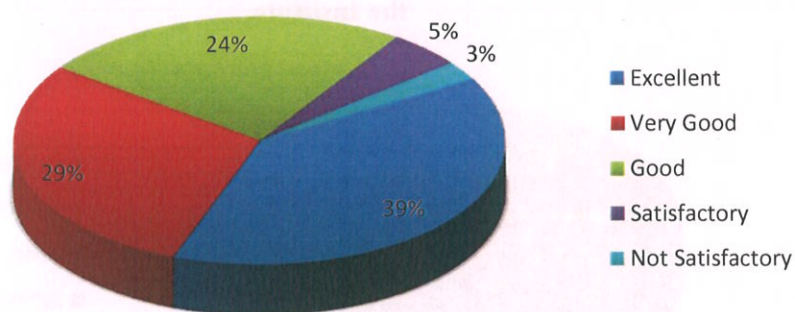
Q.3) College have a satisfactory system of monitoring student's progress



Q.4) The impact of teacher in motivating your ward.

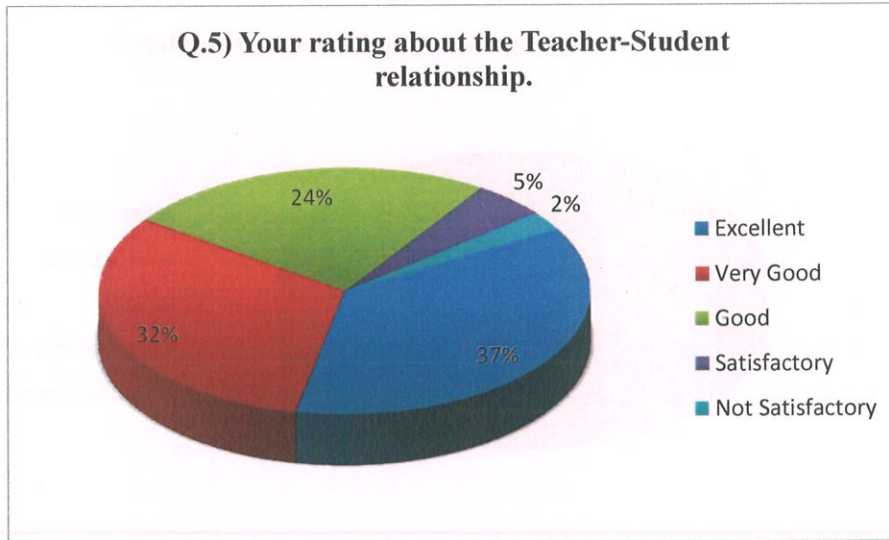
	Grade	No. of Parents	Percentage
Q.4)	Excellent	16	39.02%
	Very Good	12	29.27%
	Good	10	24.39%
	Satisfactory	2	4.88%
	Not Satisfactory	1	2.44%

Q.4) The impact of teacher in motivating your ward.



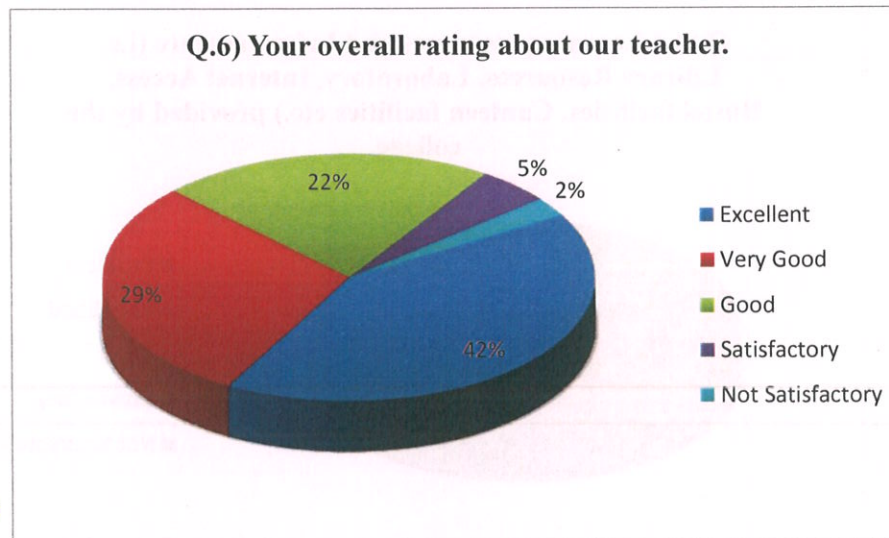
Q.5) Your rating about the Teacher-Student relationship.

	Grade	No. of Parents	Percentage
Q.5)	Excellent	15	36.59%
	Very Good	13	31.71%
	Good	10	24.39%
	Satisfactory	2	4.88%
	Not Satisfactory	1	2.44%



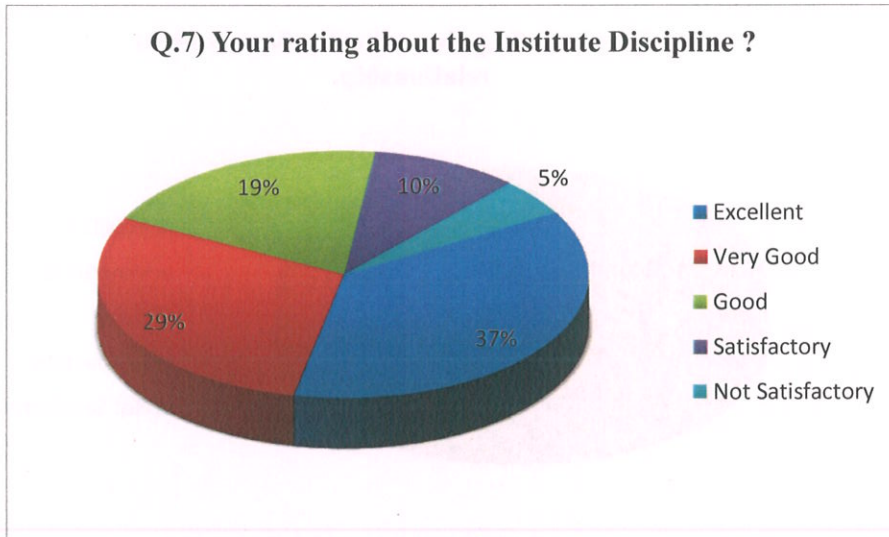
Q.6) Your overall rating about our teacher.

	Grade	No. of Parents	Percentage
Q.6)	Excellent	17	41.46%
	Very Good	12	29.27%
	Good	9	21.95%
	Satisfactory	2	4.88%
	Not Satisfactory	1	2.44%



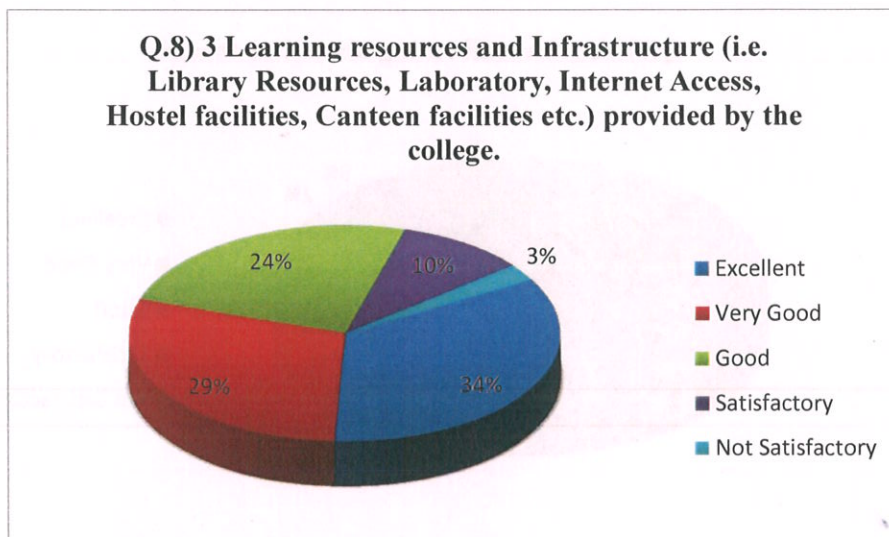
Q.7) Your rating about the Institute Discipline?

	Grade	No. of Parents	Percentage
Q.7)	Excellent	15	36.59%
	Very Good	12	29.27%
	Good	8	19.51%
	Satisfactory	4	9.76%
	Not Satisfactory	2	4.88%



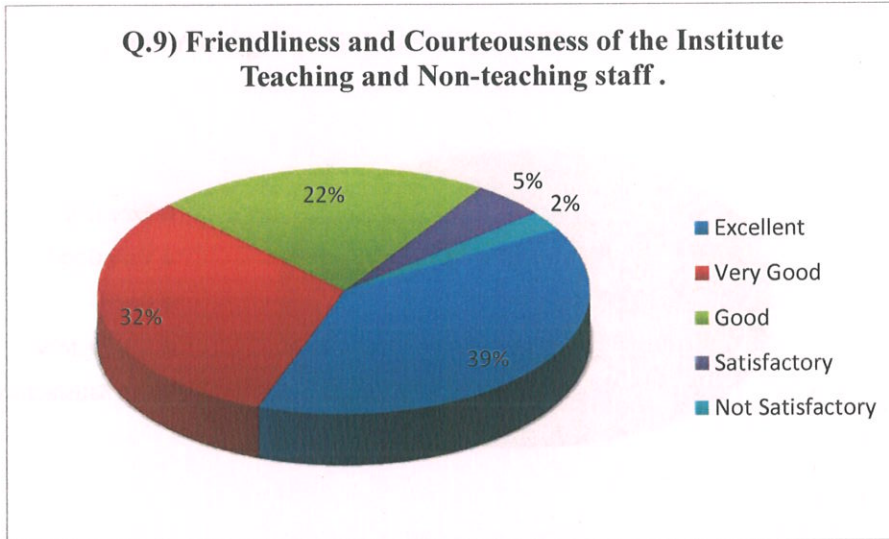
Q.8) 3 Learning resources and Infrastructure (i.e. Library Resources, Laboratory, Internet Access, Hostel facilities, Canteen facilities etc.) provided by the college.

	Grade	No. of Parents	Percentage
Q.8)	Excellent	14	34.15%
	Very Good	12	29.27%
	Good	10	24.39%
	Satisfactory	4	9.76%
	Not Satisfactory	1	2.44%



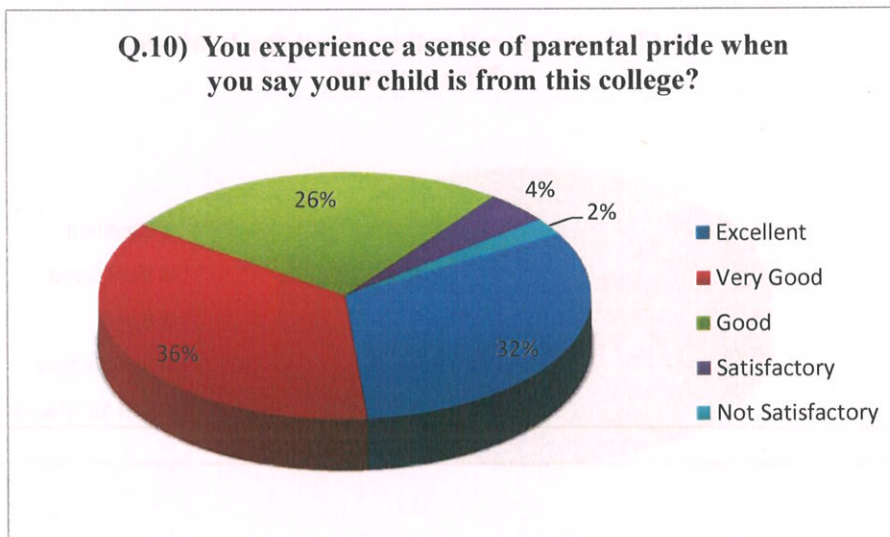
Q.9) Friendliness and Courteousness of the Institute Teaching and Non-teaching staff.

	Grade	No. of Parents	Percentage
Q.9)	Excellent	16	39.02%
	Very Good	13	31.71%
	Good	9	21.95%
	Satisfactory	2	4.88%
	Not Satisfactory	1	2.44%



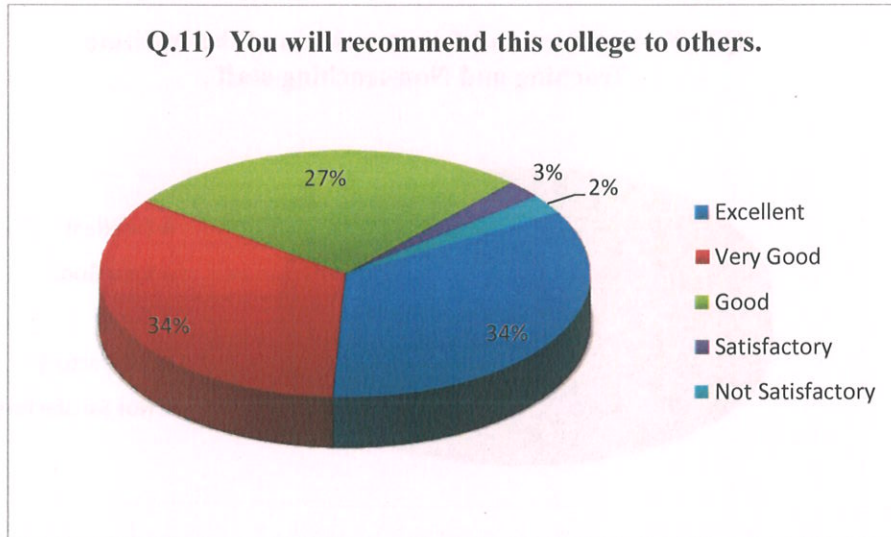
Q.10) You experience a sense of parental pride when you say your child is from this college?

	Grade	No. of Parents	Percentage
Q.10)	Excellent	17	41.46%
	Very Good	15	36.59%
	Good	8	19.51%
	Satisfactory	0	0.00%
	Not Satisfactory	1	2.44%



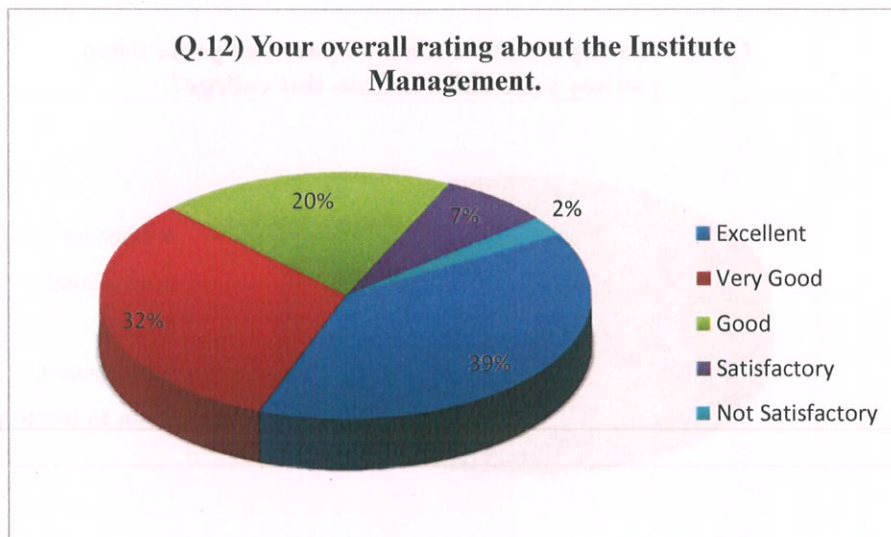
Q.11) You will recommend this college to others.

	Grade	No. of Parents	Percentage
Q.11)	Excellent	14	34.15%
	Very Good	14	34.15%
	Good	11	26.83%
	Satisfactory	1	2.44%
	Not Satisfactory	1	2.44%



Q.12) Your overall rating about the Institute Management.

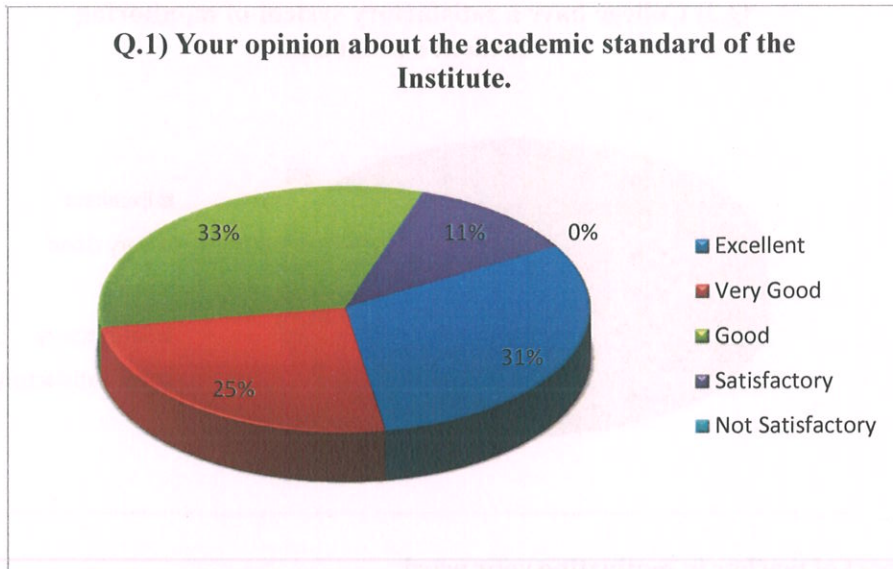
	Grade	No. of Parents	Percentage
Q.12)	Excellent	16	39.02%
	Very Good	13	31.71%
	Good	8	19.51%
	Satisfactory	3	7.32%
	Not Satisfactory	1	2.44%



NAME OF THE DEPARTMENT: COMPUTER SCIENCE

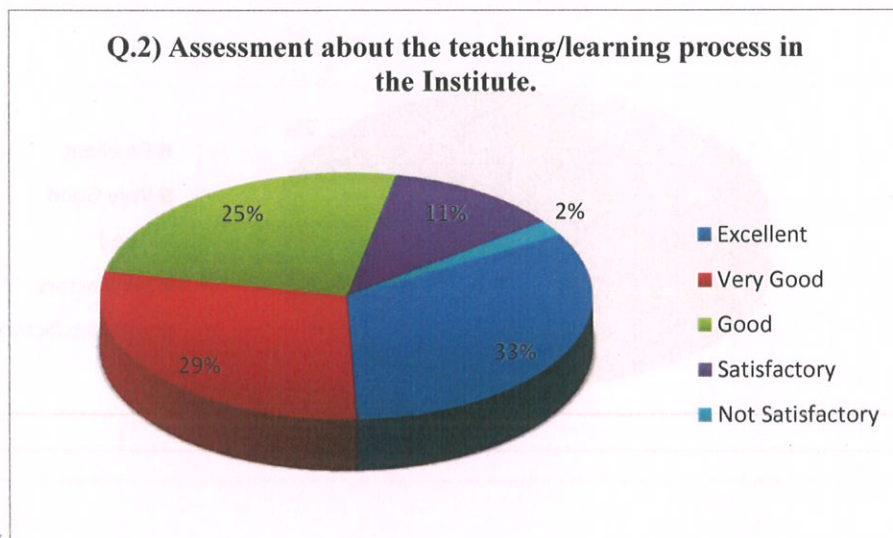
Q.1) Your opinion about the academic standard of the Institute.

	Grade	No. of Parents	Percentage
Q.1)	Excellent	16	30.77%
	Very Good	13	25.00%
	Good	17	32.69%
	Satisfactory	6	11.54%
	Not Satisfactory	0	0.00%



Q.2) Assessment about the teaching/learning process in the Institute.

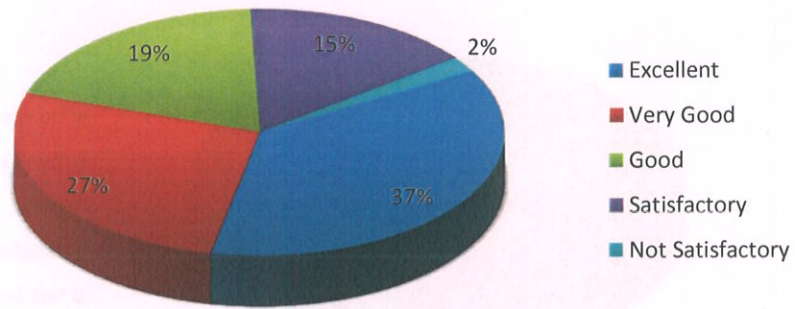
	Grade	No. of Parents	Percentage
Q.2)	Excellent	17	32.69%
	Very Good	15	28.85%
	Good	13	25.00%
	Satisfactory	6	11.54%
	Not Satisfactory	1	1.92%



Q.3) College have a satisfactory system of monitoring student's progress.

	Grade	No. of Parents	Percentage
Q.3)	Excellent	19	36.54%
	Very Good	14	26.92%
	Good	10	19.23%
	Satisfactory	8	15.38%
	Not Satisfactory	1	1.92%

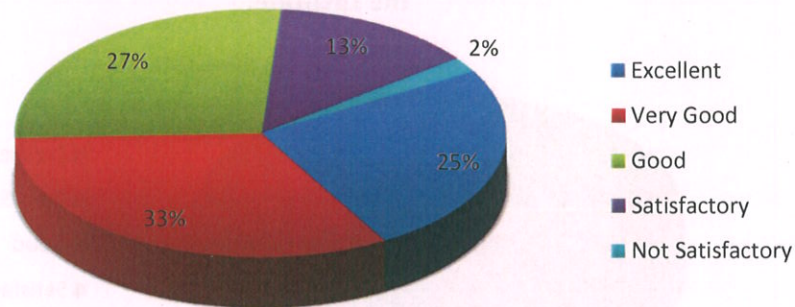
Q.3) College have a satisfactory system of monitoring student's progress



Q.4) The impact of teacher in motivating your ward.

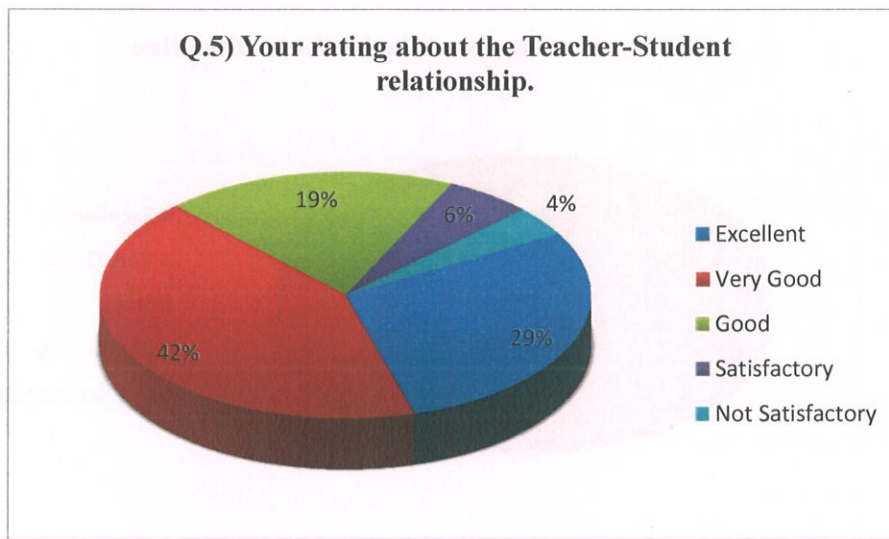
	Grade	No. of Parents	Percentage
Q.4)	Excellent	13	25.00%
	Very Good	17	32.69%
	Good	14	26.92%
	Satisfactory	7	13.46%
	Not Satisfactory	1	1.92%

Q.4) The impact of teacher in motivating your ward.



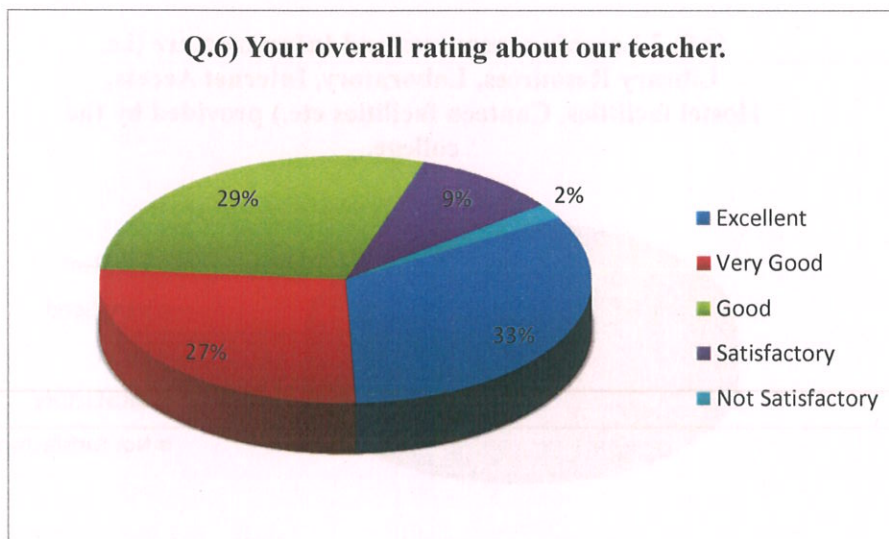
Q.5) Your rating about the Teacher-Student relationship.

	Grade	No. of Parents	Percentage
Q.5)	Excellent	15	28.85%
	Very Good	22	42.31%
	Good	10	19.23%
	Satisfactory	3	5.77%
	Not Satisfactory	2	3.85%



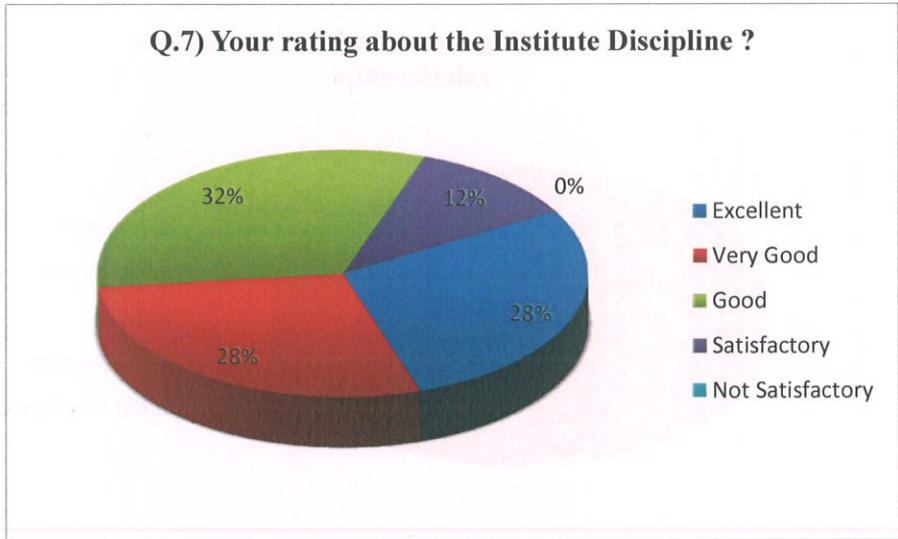
Q.6) Your overall rating about our teacher.

	Grade	No. of Parents	Percentage
Q.6)	Excellent	17	32.69%
	Very Good	14	26.92%
	Good	15	28.85%
	Satisfactory	5	9.62%
	Not Satisfactory	1	1.92%



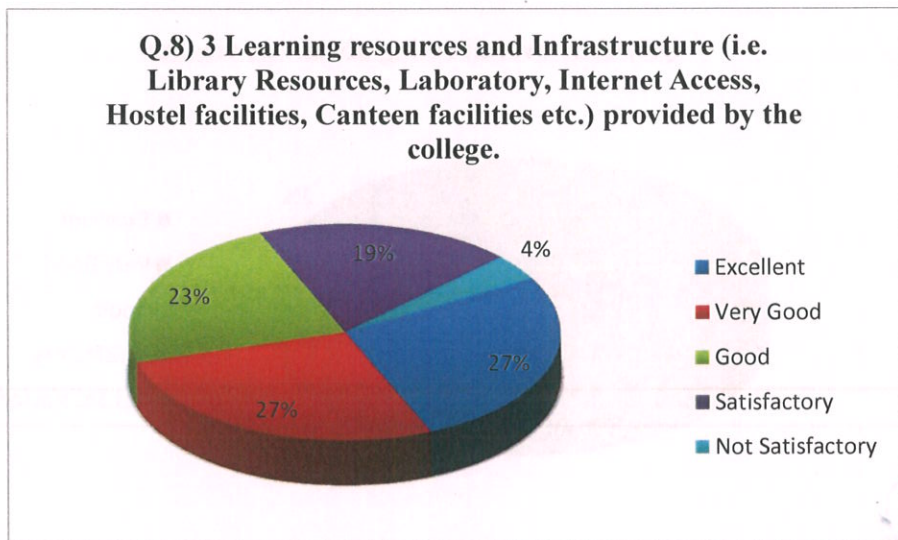
Q.7) Your rating about the Institute Discipline?

	Grade	No. of Parents	Percentage
Q.7)	Excellent	15	28.85%
	Very Good	15	28.85%
	Good	17	32.69%
	Satisfactory	6	11.54%
	Not Satisfactory	0	0.00%



Q.8) 3 Learning resources and Infrastructure (i.e. Library Resources, Laboratory, Internet Access, Hostel facilities, Canteen facilities etc.) provided by the college.

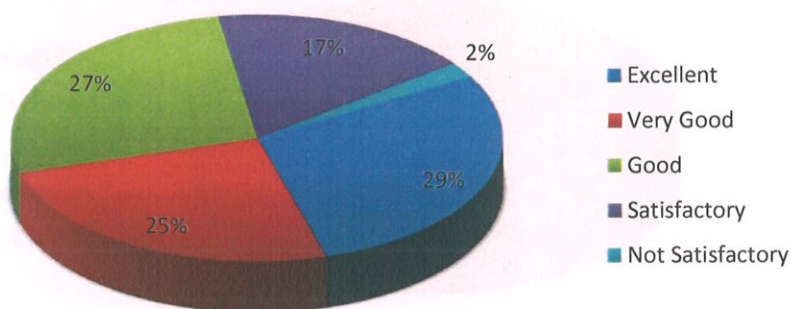
	Grade	No. of Parents	Percentage
Q.8)	Excellent	14	26.92%
	Very Good	14	26.92%
	Good	12	23.08%
	Satisfactory	10	19.23%
	Not Satisfactory	2	3.85%



Q.9) Friendliness and Courteousness of the Institute Teaching and Non-teaching staff.

	Grade	No. of Parents	Percentage
Q.9)	Excellent	15	28.85%
	Very Good	13	25.00%
	Good	14	26.92%
	Satisfactory	9	17.31%
	Not Satisfactory	1	1.92%

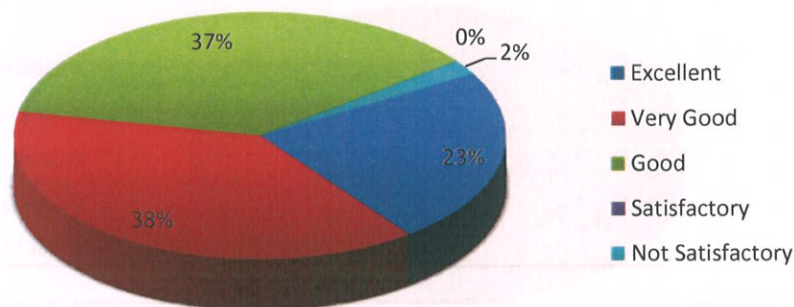
Q.9) Friendliness and Courteousness of the Institute Teaching and Non-teaching staff .



Q.10) You experience a sense of parental pride when you say your child is from this college?

	Grade	No. of Parents	Percentage
Q.10)	Excellent	12	23.08%
	Very Good	20	38.46%
	Good	19	36.54%
	Satisfactory	0	0.00%
	Not Satisfactory	1	1.92%

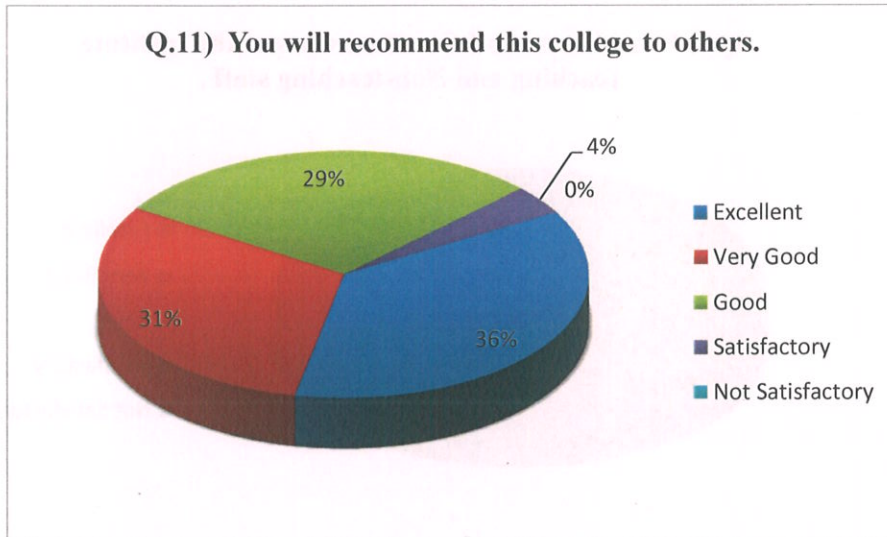
Q.10) You experience a sense of parental pride when you say your child is from this college?



Handwritten signature or mark in blue ink.

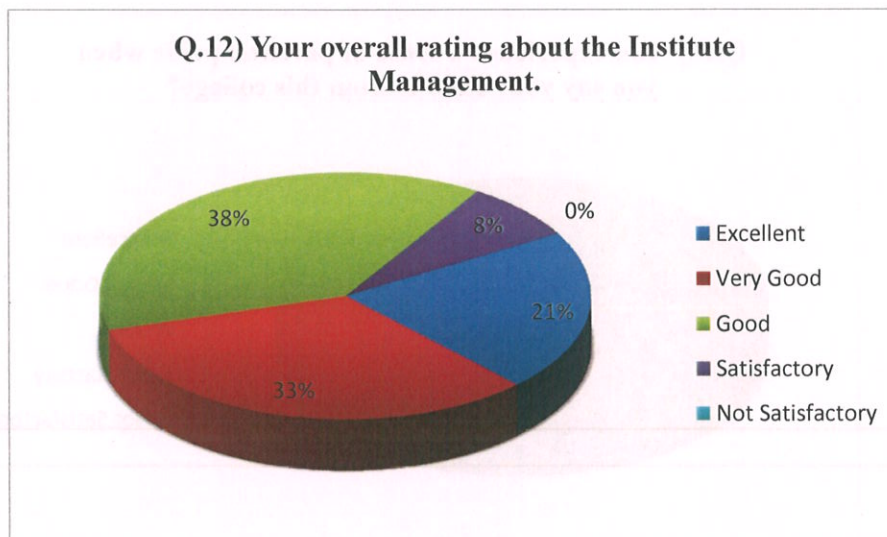
Q.11) You will recommend this college to others.

	Grade	No. of Parents	Percentage
Q.11)	Excellent	19	36.54%
	Very Good	16	30.77%
	Good	15	28.85%
	Satisfactory	2	3.85%
	Not Satisfactory	0	0.00%



Q.12) Your overall rating about the Institute Management.

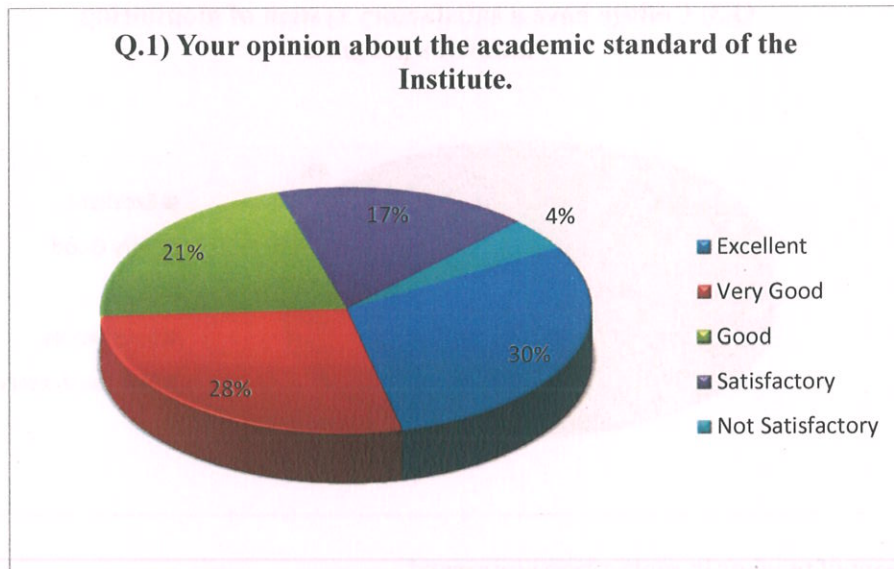
	Grade	No. of Parents	Percentage
Q.12)	Excellent	11	21.15%
	Very Good	17	32.69%
	Good	20	38.46%
	Satisfactory	4	7.69%
	Not Satisfactory	0	0.00%



NAME OF THE DEPARTMENT: ECONOMICS

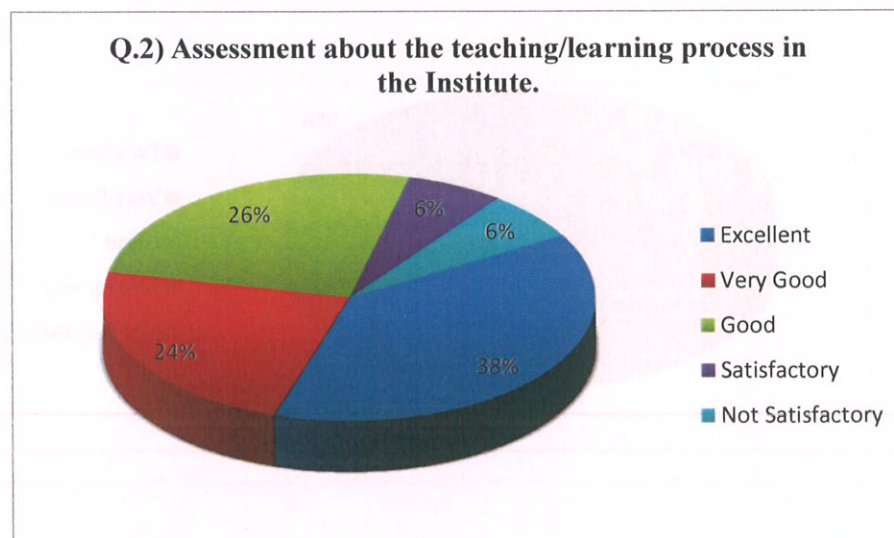
Q.1) Your opinion about the academic standard of the Institute.

	Grade	No. of Parents	Percentage
Q.1)	Excellent	14	29.79%
	Very Good	13	27.66%
	Good	10	21.28%
	Satisfactory	8	17.02%
	Not Satisfactory	2	4.26%



Q.2) Assessment about the teaching/learning process in the Institute.

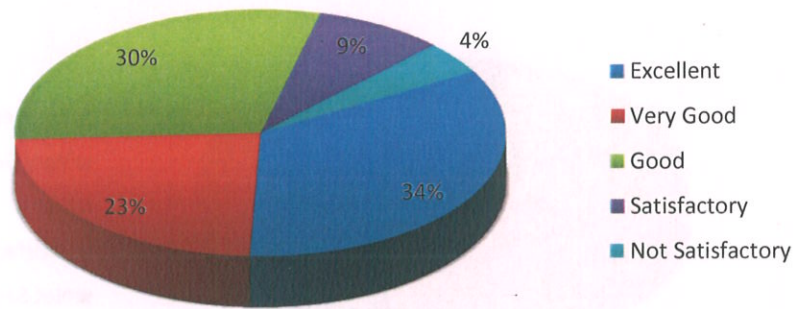
	Grade	No. of Parents	Percentage
Q.2)	Excellent	18	38.30%
	Very Good	11	23.40%
	Good	12	25.53%
	Satisfactory	3	6.38%
	Not Satisfactory	3	6.38%



Q.3) College have a satisfactory system of monitoring student's progress.

	Grade	No. of Parents	Percentage
Q.3)	Excellent	16	34.04%
	Very Good	11	23.40%
	Good	14	29.79%
	Satisfactory	4	8.51%
	Not Satisfactory	2	4.26%

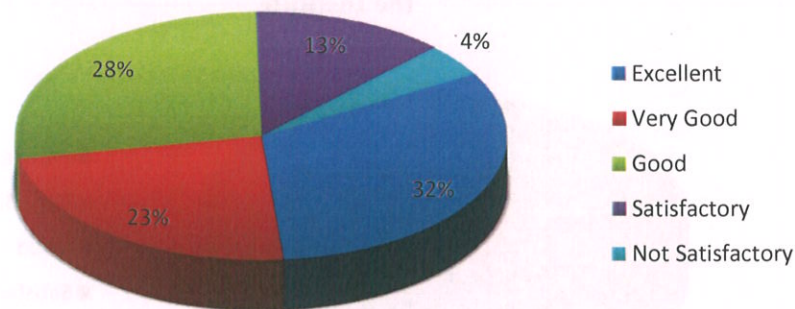
Q.3) College have a satisfactory system of monitoring student's progress



Q.4) The impact of teacher in motivating your ward.

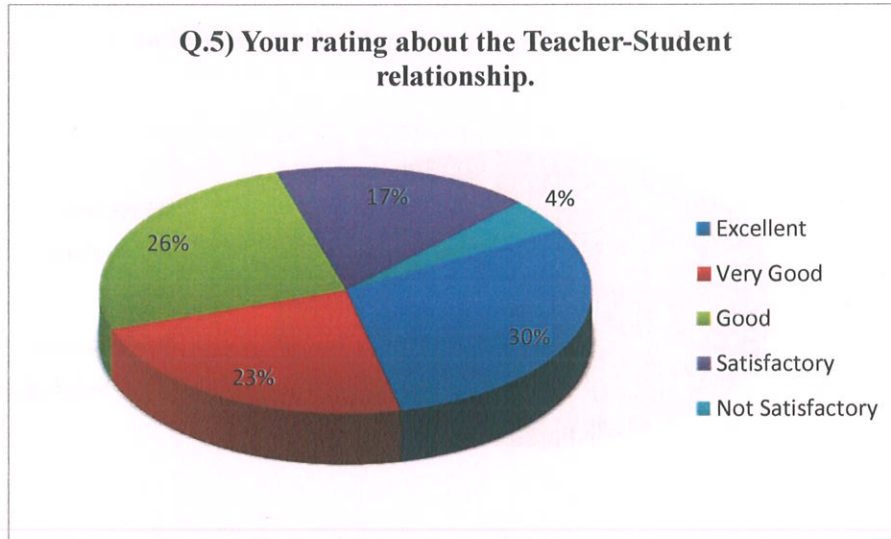
	Grade	No. of Parents	Percentage
Q.4)	Excellent	15	31.91%
	Very Good	11	23.40%
	Good	13	27.66%
	Satisfactory	6	12.77%
	Not Satisfactory	2	4.26%

Q.4) The impact of teacher in motivating your ward.



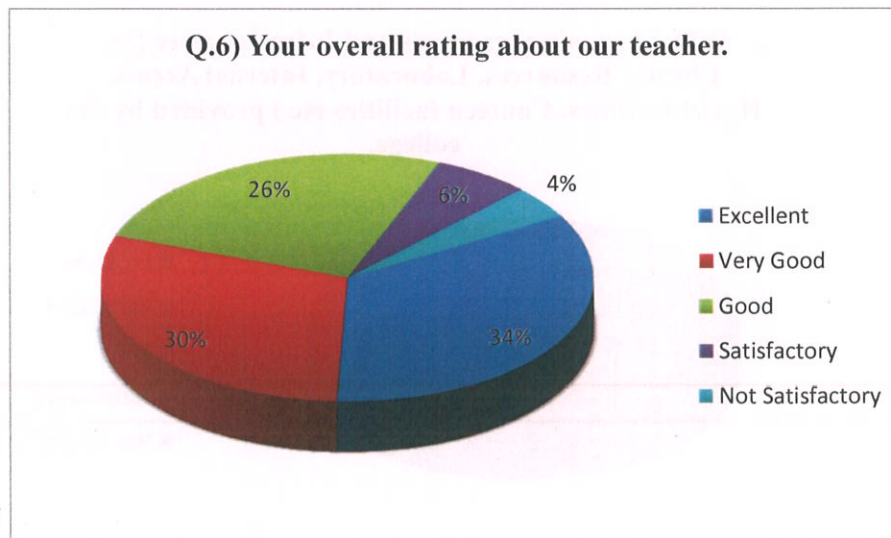
Q.5) Your rating about the Teacher-Student relationship.

	Grade	No. of Parents	Percentage
Q.5)	Excellent	14	29.79%
	Very Good	11	23.40%
	Good	12	25.53%
	Satisfactory	8	17.02%
	Not Satisfactory	2	4.26%



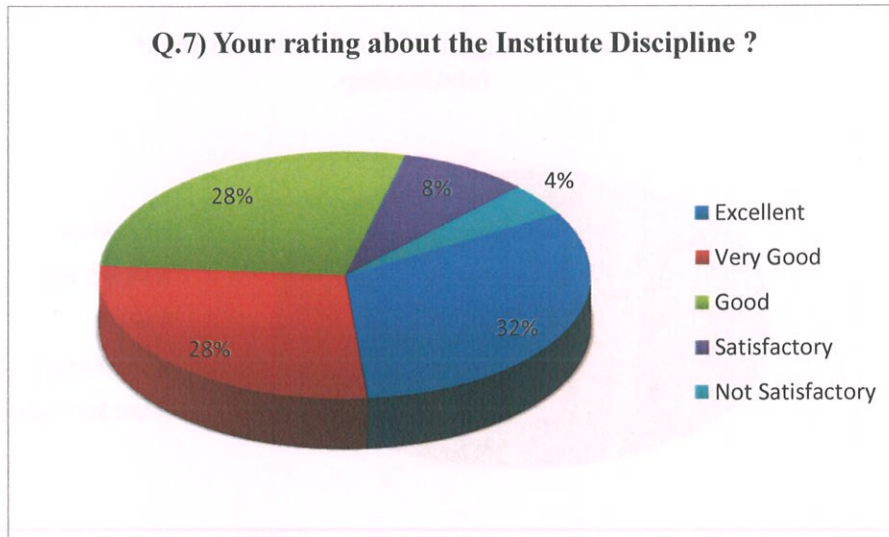
Q.6) Your overall rating about our teacher.

	Grade	No. of Parents	Percentage
Q.6)	Excellent	16	34.04%
	Very Good	14	29.79%
	Good	12	25.53%
	Satisfactory	3	6.38%
	Not Satisfactory	2	4.26%



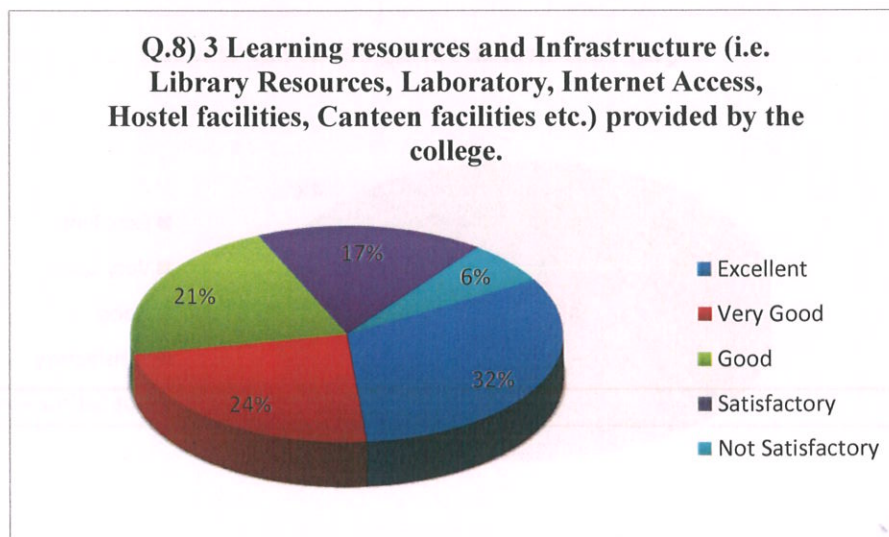
Q.7) Your rating about the Institute Discipline?

	Grade	No. of Parents	Percentage
Q.7)	Excellent	15	31.91%
	Very Good	13	27.66%
	Good	13	27.66%
	Satisfactory	4	8.51%
	Not Satisfactory	2	4.26%



Q.8) 3 Learning resources and Infrastructure (i.e. Library Resources, Laboratory, Internet Access, Hostel facilities, Canteen facilities etc.) provided by the college.

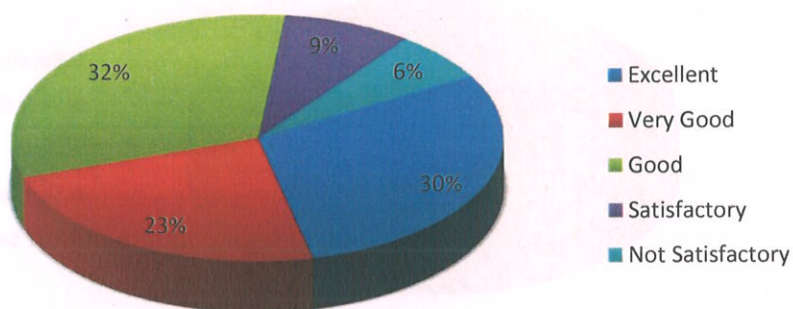
	Grade	No. of Parents	Percentage
Q.8)	Excellent	15	31.91%
	Very Good	11	23.40%
	Good	10	21.28%
	Satisfactory	8	17.02%
	Not Satisfactory	3	6.38%



Q.9) Friendliness and Courteousness of the Institute Teaching and Non-teaching staff.

	Grade	No. of Parents	Percentage
Q.9)	Excellent	14	29.79%
	Very Good	11	23.40%
	Good	15	31.91%
	Satisfactory	4	8.51%
	Not Satisfactory	3	6.38%

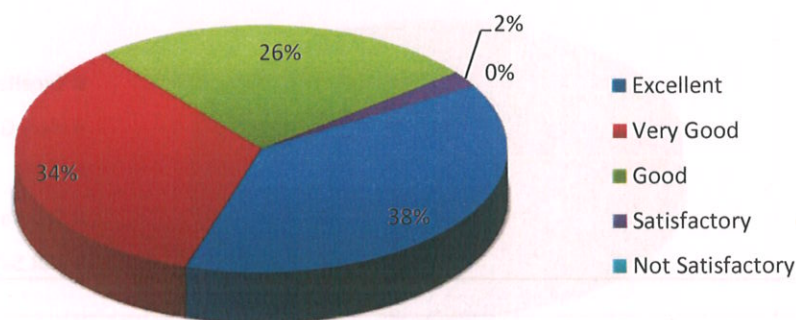
Q.9) Friendliness and Courteousness of the Institute Teaching and Non-teaching staff .



Q.10) You experience a sense of parental pride when you say your child is from this college?

	Grade	No. of Parents	Percentage
Q.10)	Excellent	18	38.30%
	Very Good	16	34.04%
	Good	12	25.53%
	Satisfactory	1	2.13%
	Not Satisfactory	0	0.00%

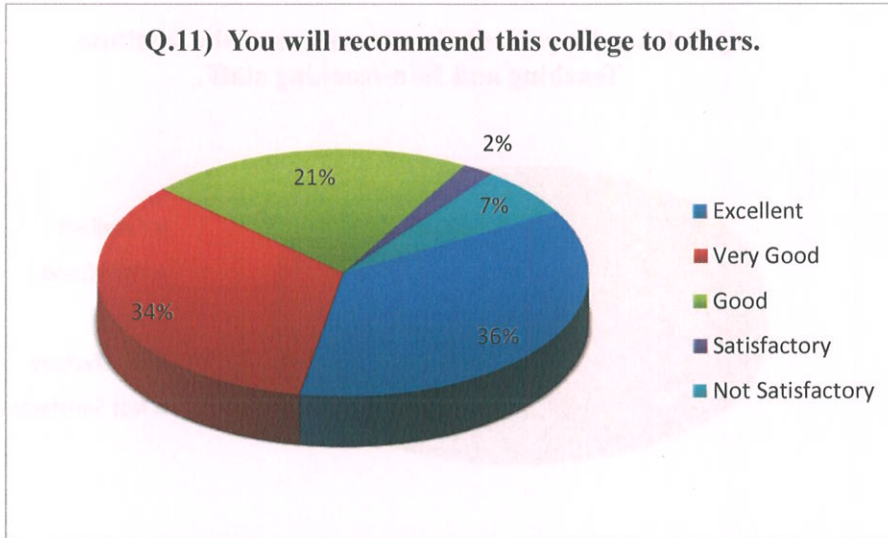
Q.10) You experience a sense of parental pride when you say your child is from this college?



(Handwritten signature)

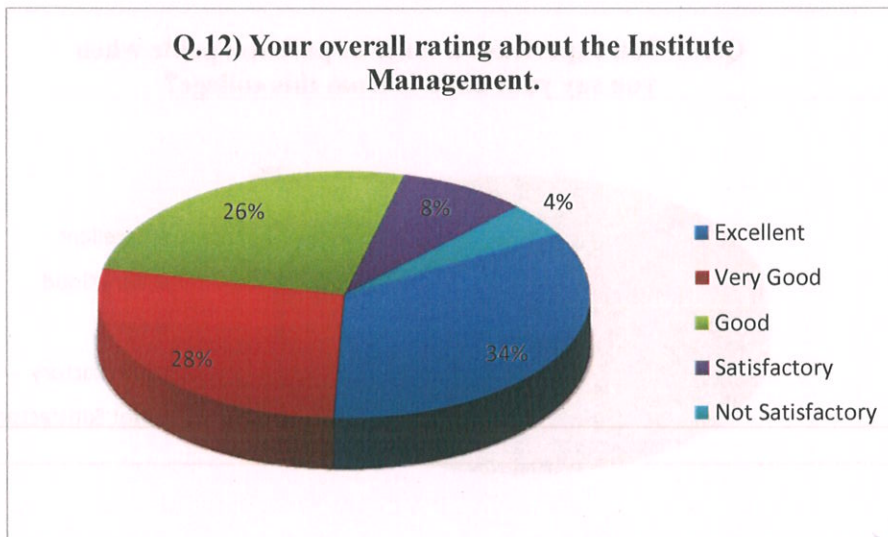
Q.11) You will recommend this college to others.

	Grade	No. of Parents	Percentage
Q.11)	Excellent	17	36.17%
	Very Good	16	34.04%
	Good	10	21.28%
	Satisfactory	1	2.13%
	Not Satisfactory	3	6.38%



Q.12) Your overall rating about the Institute Management.

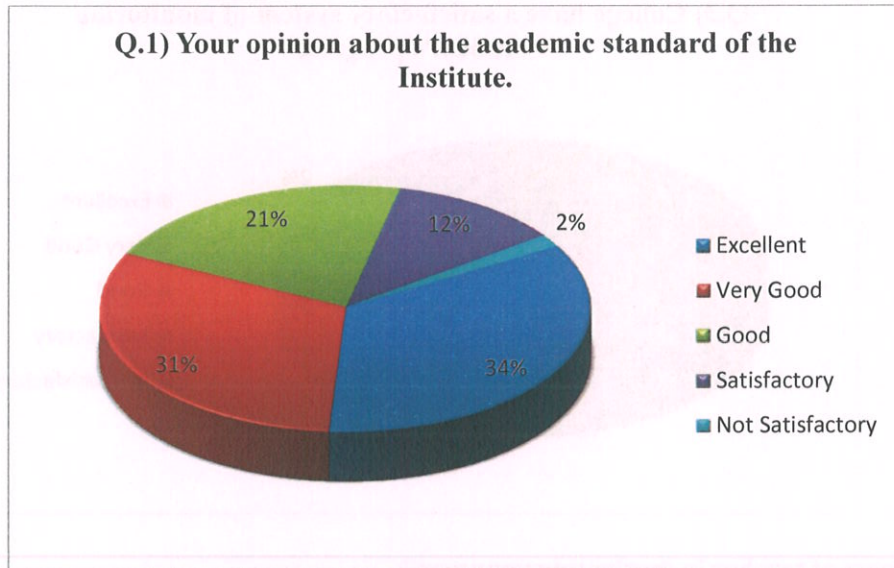
	Grade	No. of Parents	Percentage
Q.12)	Excellent	16	34.04%
	Very Good	13	27.66%
	Good	12	25.53%
	Satisfactory	4	8.51%
	Not Satisfactory	2	4.26%



NAME OF THE DEPARTMENT: EDUCATION

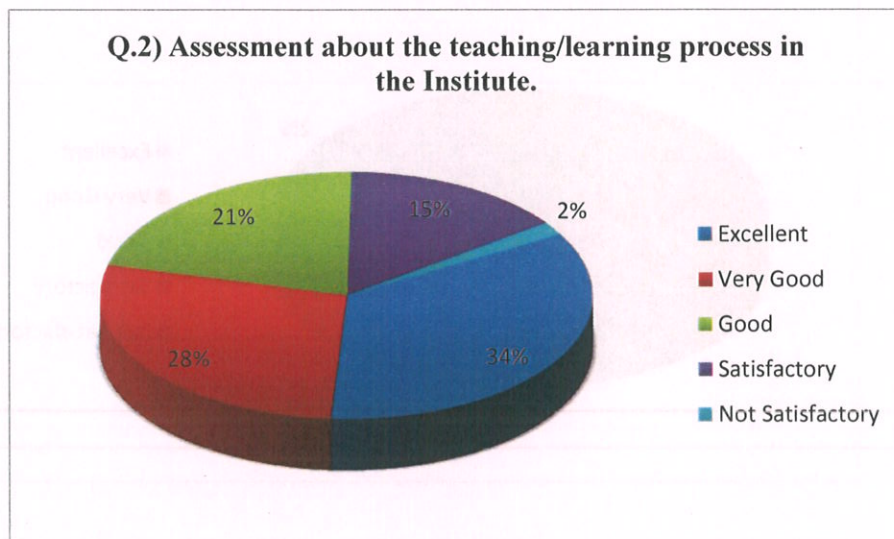
Q.1) Your opinion about the academic standard of the Institute.

	Grade	No. of Parents	Percentage
Q.1)	Excellent	21	34.43%
	Very Good	19	31.15%
	Good	13	21.31%
	Satisfactory	7	11.48%
	Not Satisfactory	1	1.64%



Q.2) Assessment about the teaching/learning process in the Institute.

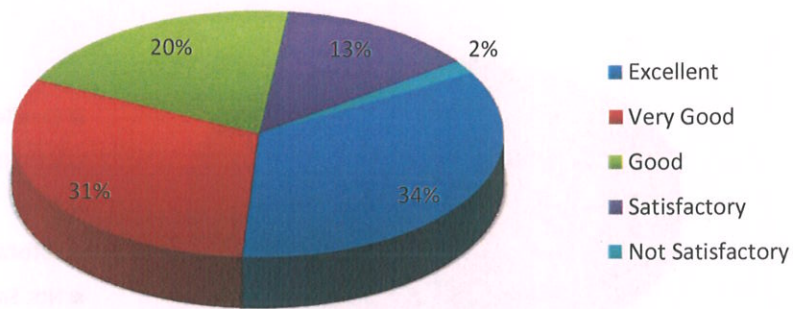
	Grade	No. of Parents	Percentage
Q.2)	Excellent	21	34.43%
	Very Good	17	27.87%
	Good	13	21.31%
	Satisfactory	9	14.75%
	Not Satisfactory	1	1.64%



Q.3) College have a satisfactory system of monitoring student's progress.

	Grade	No. of Parents	Percentage
Q.3)	Excellent	21	34.43%
	Very Good	19	31.15%
	Good	12	19.67%
	Satisfactory	8	13.11%
	Not Satisfactory	1	1.64%

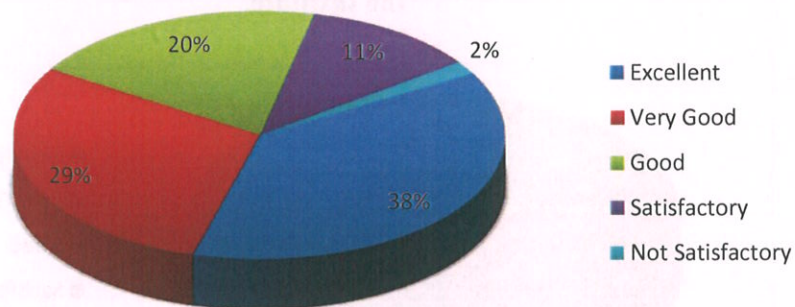
Q.3) College have a satisfactory system of monitoring student's progress



Q.4) The impact of teacher in motivating your ward.

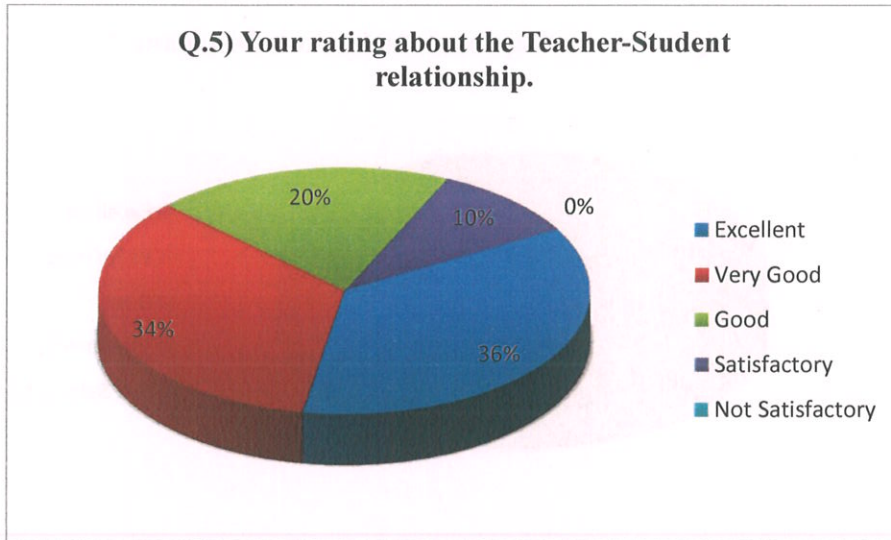
	Grade	No. of Parents	Percentage
Q.4)	Excellent	23	37.70%
	Very Good	18	29.51%
	Good	12	19.67%
	Satisfactory	7	11.48%
	Not Satisfactory	1	1.64%

Q.4) The impact of teacher in motivating your ward.



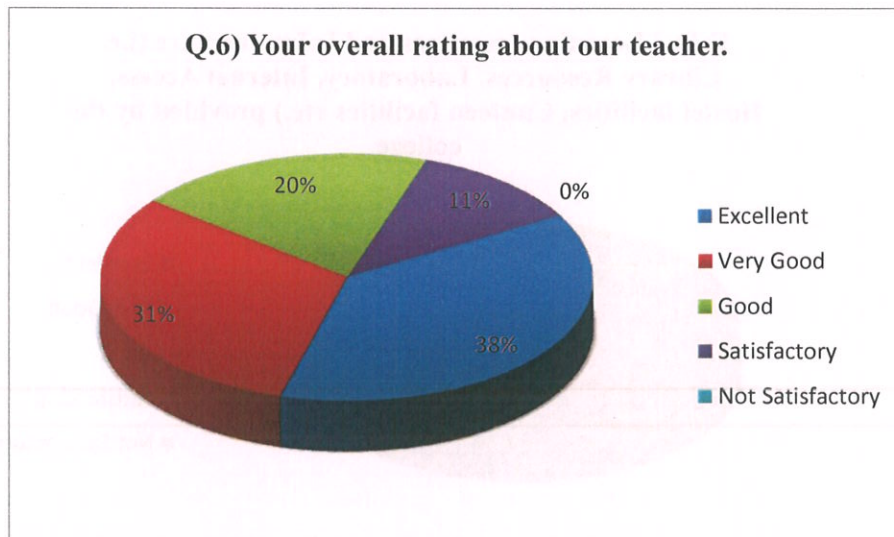
Q.5) Your rating about the Teacher-Student relationship.

	Grade	No. of Parents	Percentage
Q.5)	Excellent	22	36.07%
	Very Good	21	34.43%
	Good	12	19.67%
	Satisfactory	6	9.84%
	Not Satisfactory	0	0.00%



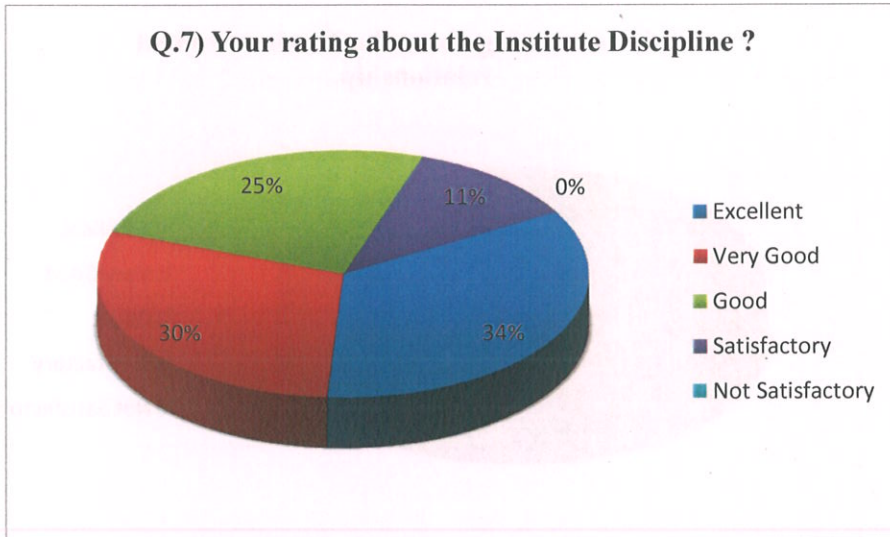
Q.6) Your overall rating about our teacher.

	Grade	No. of Parents	Percentage
Q.6)	Excellent	23	37.70%
	Very Good	19	31.15%
	Good	12	19.67%
	Satisfactory	7	11.48%
	Not Satisfactory	0	0.00%



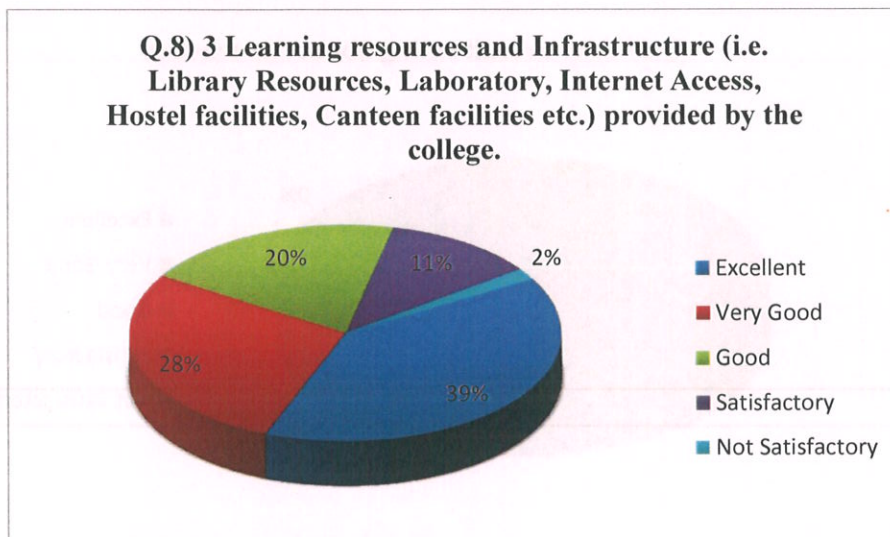
Q.7) Your rating about the Institute Discipline?

	Grade	No. of Parents	Percentage
Q.7)	Excellent	21	34.43%
	Very Good	18	29.51%
	Good	15	24.59%
	Satisfactory	7	11.48%
	Not Satisfactory	0	0.00%



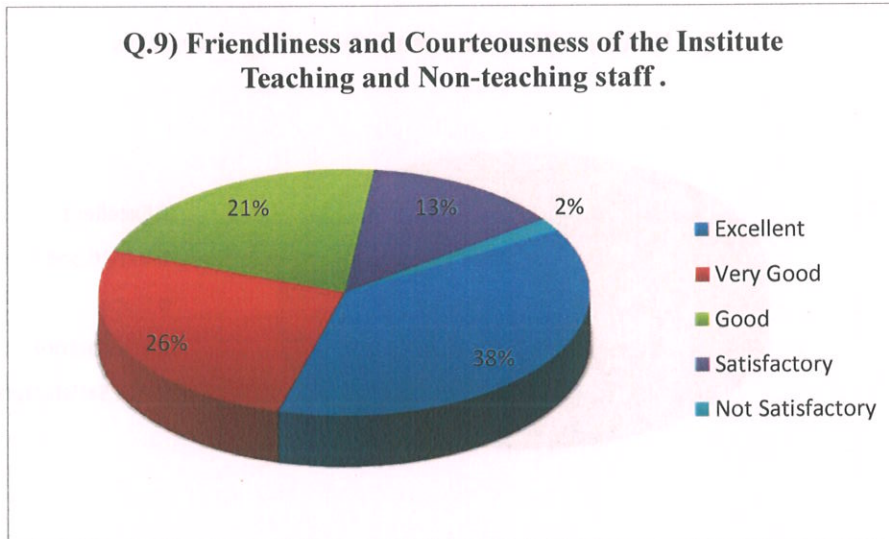
Q.8) 3 Learning resources and Infrastructure (i.e. Library Resources, Laboratory, Internet Access, Hostel facilities, Canteen facilities etc.) provided by the college.

	Grade	No. of Parents	Percentage
Q.8)	Excellent	24	39.34%
	Very Good	17	27.87%
	Good	12	19.67%
	Satisfactory	7	11.48%
	Not Satisfactory	1	1.64%



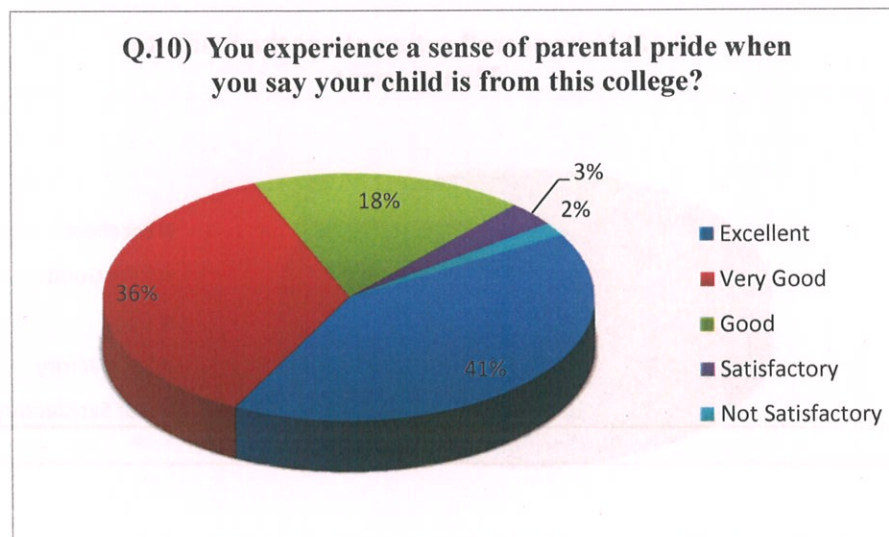
Q.9) Friendliness and Courteousness of the Institute Teaching and Non-teaching staff.

	Grade	No. of Parents	Percentage
Q.9)	Excellent	23	37.70%
	Very Good	16	26.23%
	Good	13	21.31%
	Satisfactory	8	13.11%
	Not Satisfactory	1	1.64%



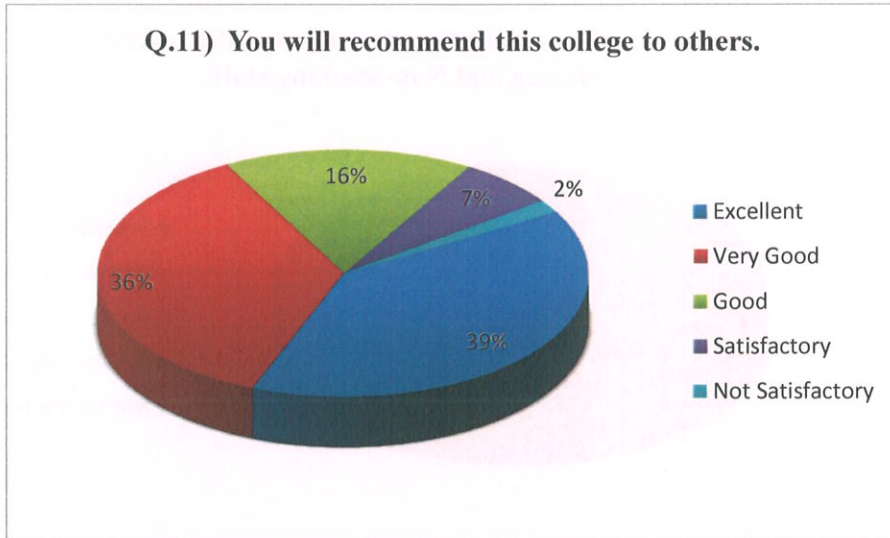
Q.10) You experience a sense of parental pride when you say your child is from this college?

	Grade	No. of Parents	Percentage
Q.10)	Excellent	25	40.98%
	Very Good	22	36.07%
	Good	11	18.03%
	Satisfactory	2	3.28%
	Not Satisfactory	1	1.64%



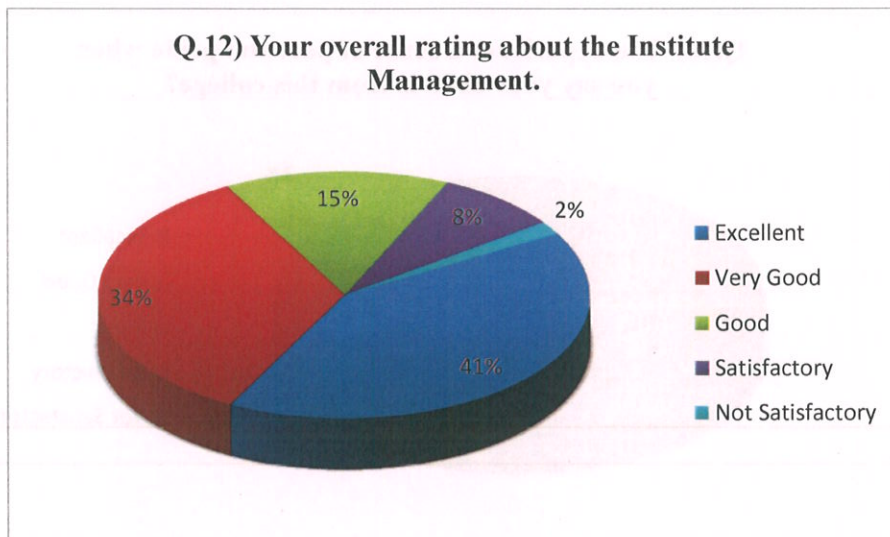
Q.11) You will recommend this college to others.

	Grade	No. of Parents	Percentage
Q.11)	Excellent	24	39.34%
	Very Good	22	36.07%
	Good	10	16.39%
	Satisfactory	4	6.56%
	Not Satisfactory	1	1.64%



Q.12) Your overall rating about the Institute Management.

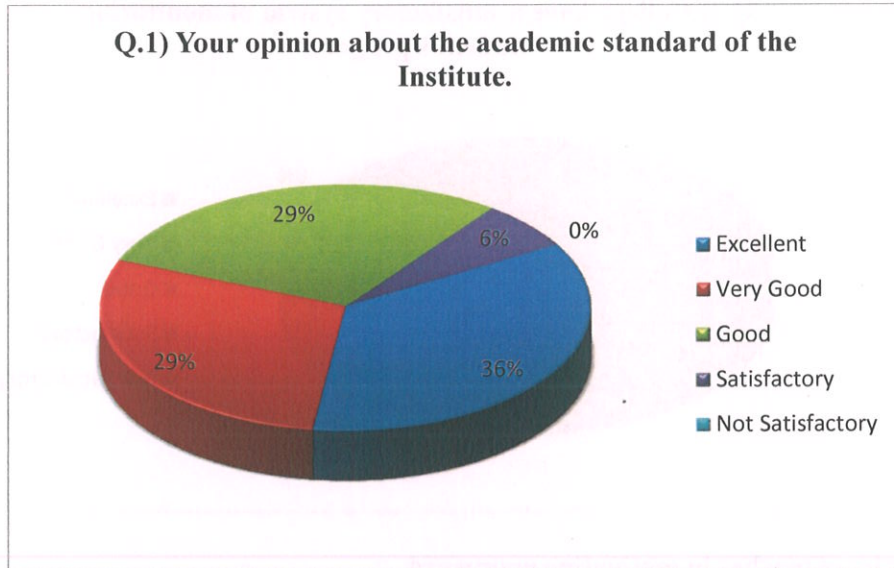
	Grade	No. of Parents	Percentage
Q.12)	Excellent	25	40.98%
	Very Good	21	34.43%
	Good	9	14.75%
	Satisfactory	5	8.20%
	Not Satisfactory	1	1.64%



NAME OF THE DEPARTMENT: ETC

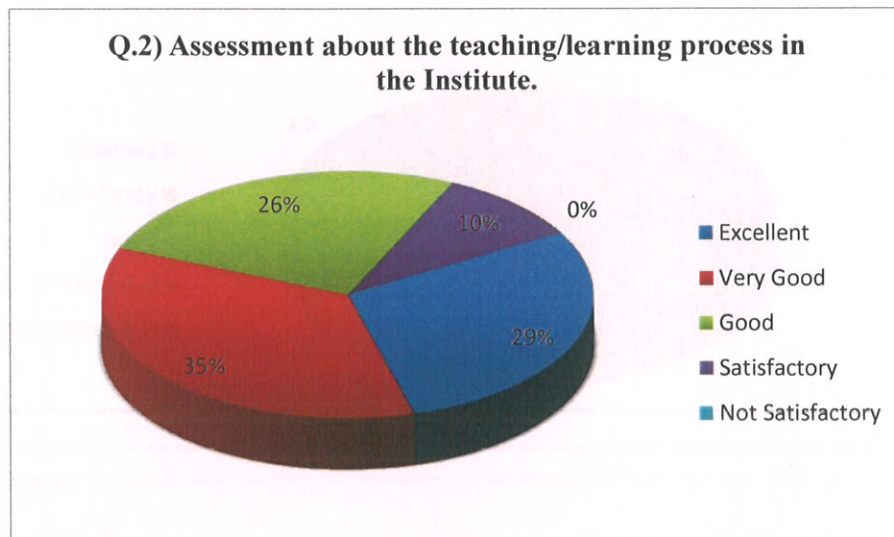
Q.1) Your opinion about the academic standard of the Institute.

	Grade	No. of Parents	Percentage
Q.1)	Excellent	11	35.48%
	Very Good	9	29.03%
	Good	9	29.03%
	Satisfactory	2	6.45%
	Not Satisfactory	0	0.00%



Q.2) Assessment about the teaching/learning process in the Institute.

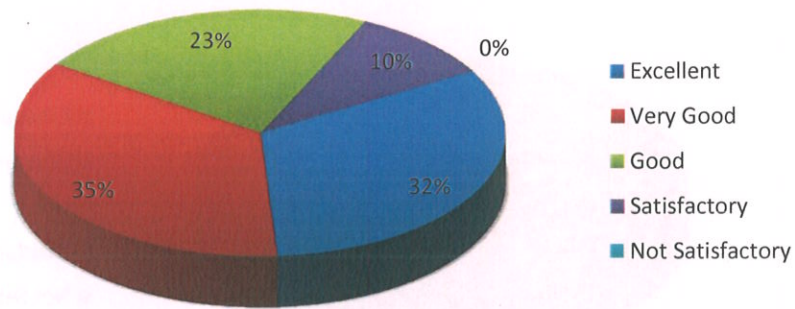
	Grade	No. of Parents	Percentage
Q.2)	Excellent	9	29.03%
	Very Good	11	35.48%
	Good	8	25.81%
	Satisfactory	3	9.68%
	Not Satisfactory	0	0.00%



Q.3) College have a satisfactory system of monitoring student's progress.

	Grade	No. of Parents	Percentage
Q.3)	Excellent	10	32.26%
	Very Good	11	35.48%
	Good	7	22.58%
	Satisfactory	3	9.68%
	Not Satisfactory	0	0.00%

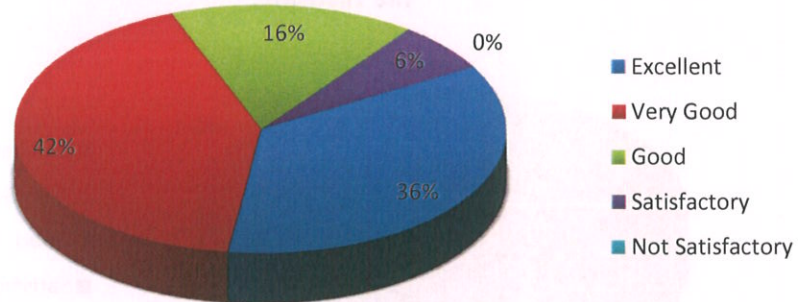
Q.3) College have a satisfactory system of monitoring student's progress



Q.4) The impact of teacher in motivating your ward.

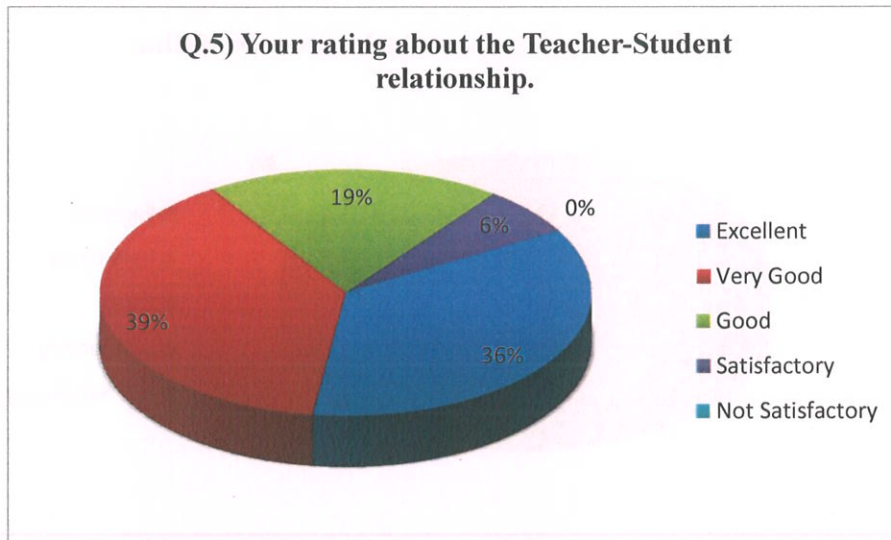
	Grade	No. of Parents	Percentage
Q.4)	Excellent	11	35.48%
	Very Good	13	41.94%
	Good	5	16.13%
	Satisfactory	2	6.45%
	Not Satisfactory	0	0.00%

Q.4) The impact of teacher in motivating your ward.



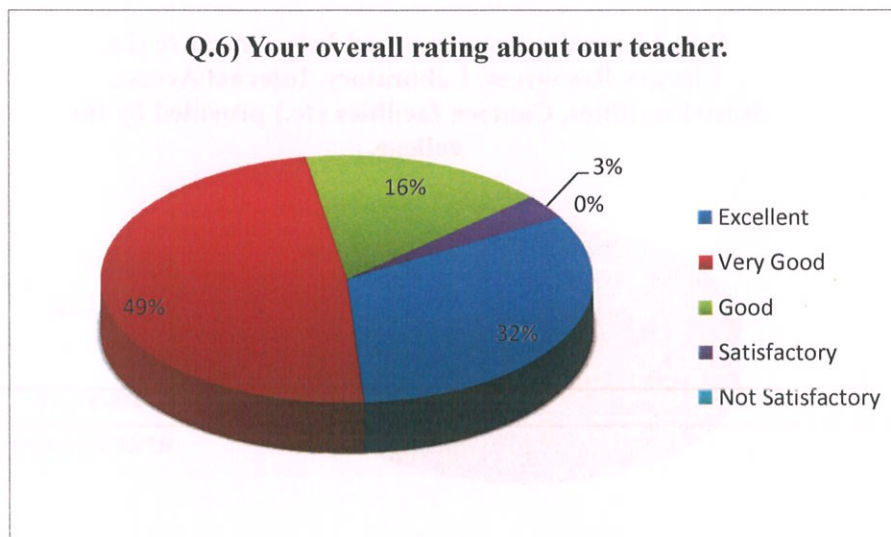
Q.5) Your rating about the Teacher-Student relationship.

	Grade	No. of Parents	Percentage
Q.5)	Excellent	11	35.48%
	Very Good	12	38.71%
	Good	6	19.35%
	Satisfactory	2	6.45%
	Not Satisfactory	0	0.00%



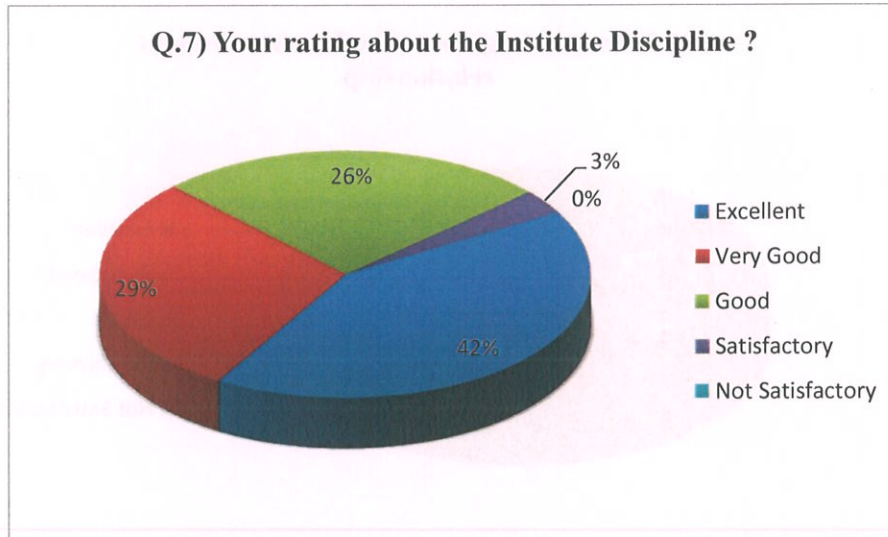
Q.6) Your overall rating about our teacher.

	Grade	No. of Parents	Percentage
Q.6)	Excellent	10	32.26%
	Very Good	15	48.39%
	Good	5	16.13%
	Satisfactory	1	3.23%
	Not Satisfactory	0	0.00%



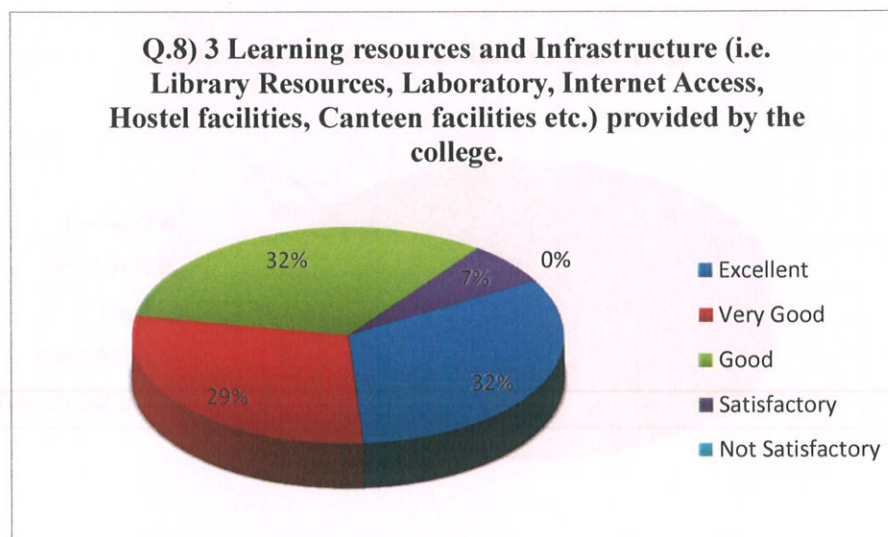
Q.7) Your rating about the Institute Discipline?

	Grade	No. of Parents	Percentage
Q.7)	Excellent	13	41.94%
	Very Good	9	29.03%
	Good	8	25.81%
	Satisfactory	1	3.23%
	Not Satisfactory	0	0.00%



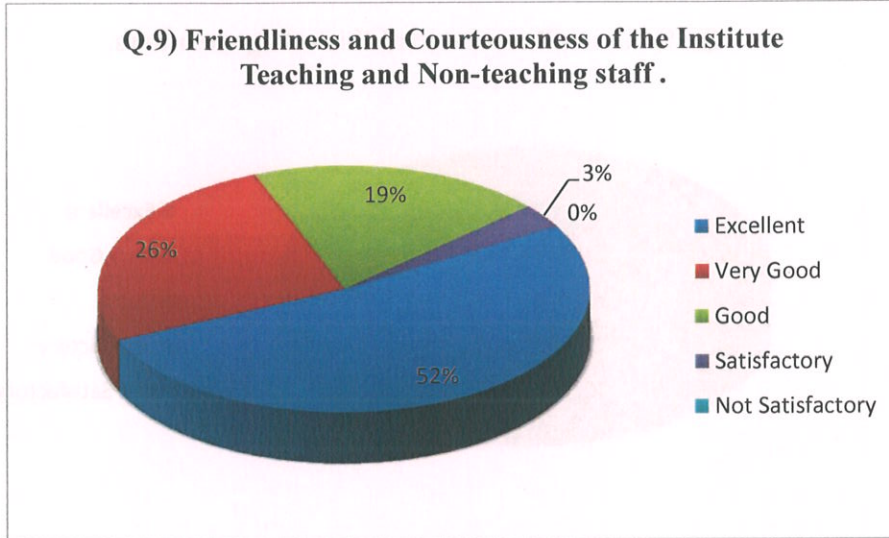
Q.8) 3 Learning resources and Infrastructure (i.e. Library Resources, Laboratory, Internet Access, Hostel facilities, Canteen facilities etc.) provided by the college.

	Grade	No. of Parents	Percentage
Q.8)	Excellent	10	32.26%
	Very Good	9	29.03%
	Good	10	32.26%
	Satisfactory	2	6.45%
	Not Satisfactory	0	0.00%



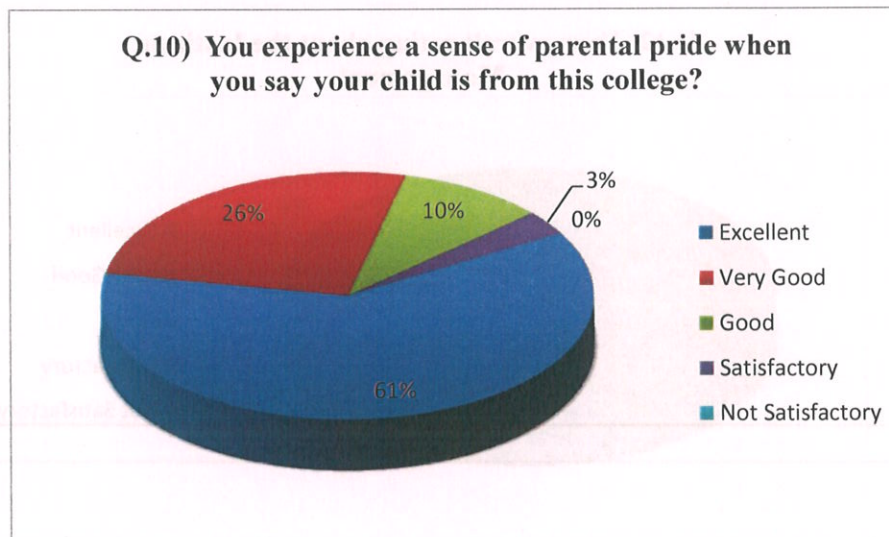
Q.9) Friendliness and Courteousness of the Institute Teaching and Non-teaching staff.

	Grade	No. of Parents	Percentage
Q.9)	Excellent	16	51.61%
	Very Good	8	25.81%
	Good	6	19.35%
	Satisfactory	1	3.23%
	Not Satisfactory	0	0.00%



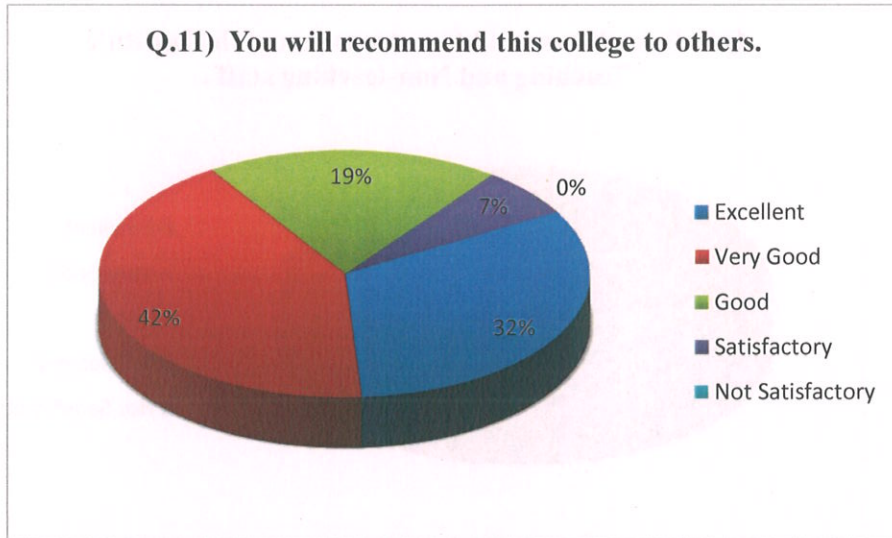
Q.10) You experience a sense of parental pride when you say your child is from this college?

	Grade	No. of Parents	Percentage
Q.10)	Excellent	19	61.29%
	Very Good	8	25.81%
	Good	3	9.68%
	Satisfactory	1	3.23%
	Not Satisfactory	0	0.00%



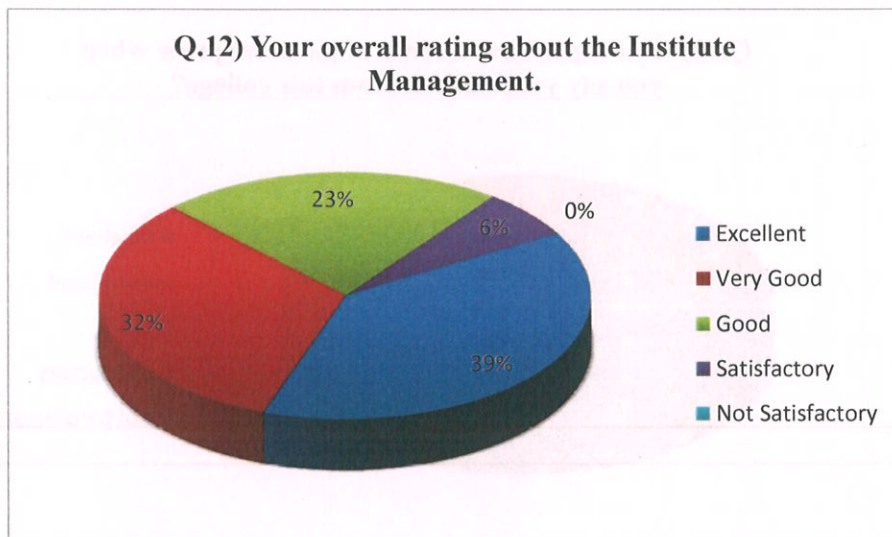
Q.11) You will recommend this college to others.

	Grade	No. of Parents	Percentage
Q.11)	Excellent	10	32.26%
	Very Good	13	41.94%
	Good	6	19.35%
	Satisfactory	2	6.45%
	Not Satisfactory	0	0.00%



Q.12) Your overall rating about the Institute Management.

	Grade	No. of Parents	Percentage
Q.12)	Excellent	12	38.71%
	Very Good	10	32.26%
	Good	7	22.58%
	Satisfactory	2	6.45%
	Not Satisfactory	0	0.00%

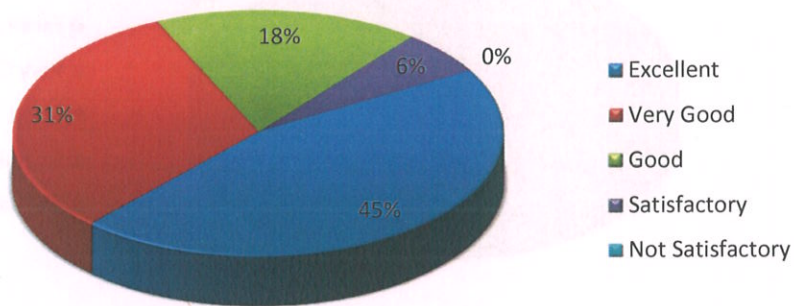


NAME OF THE DEPARTMENT: ENGLISH

Q.1) Your opinion about the academic standard of the Institute.

	Grade	No. of Parents	Percentage
Q.1)	Excellent	23	45.10%
	Very Good	16	31.37%
	Good	9	17.65%
	Satisfactory	3	5.88%
	Not Satisfactory	0	0.00%

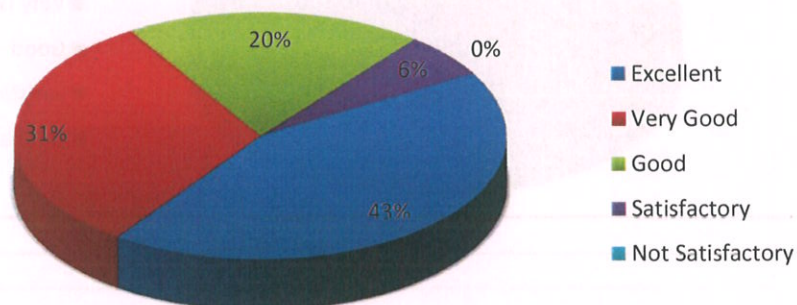
Q.1) Your opinion about the academic standard of the Institute.



Q.2) Assessment about the teaching/learning process in the Institute.

	Grade	No. of Parents	Percentage
Q.2)	Excellent	22	43.14%
	Very Good	16	31.37%
	Good	10	19.61%
	Satisfactory	3	5.88%
	Not Satisfactory	0	0.00%

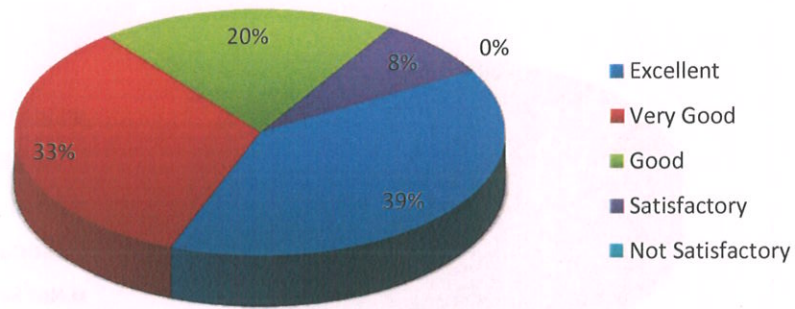
Q.2) Assessment about the teaching/learning process in the Institute.



Q.3) College have a satisfactory system of monitoring student's progress.

	Grade	No. of Parents	Percentage
Q.3)	Excellent	20	39.22%
	Very Good	17	33.33%
	Good	10	19.61%
	Satisfactory	4	7.84%
	Not Satisfactory	0	0.00%

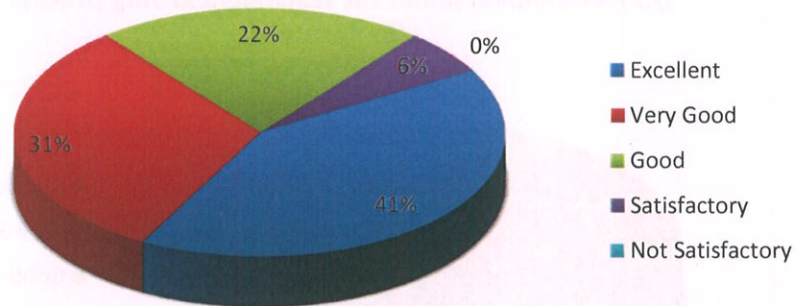
Q.3) College have a satisfactory system of monitoring student's progress



Q.4) The impact of teacher in motivating your ward.

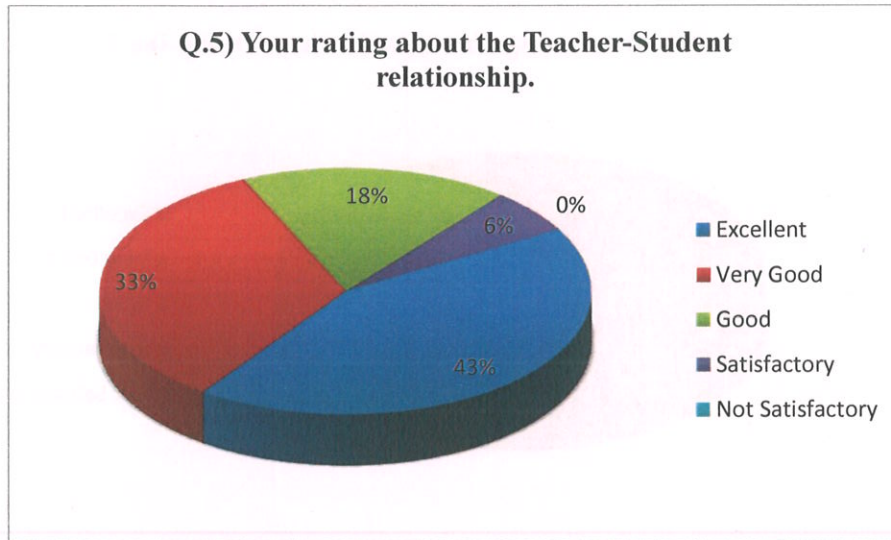
	Grade	No. of Parents	Percentage
Q.4)	Excellent	21	41.18%
	Very Good	16	31.37%
	Good	11	21.57%
	Satisfactory	3	5.88%
	Not Satisfactory	0	0.00%

Q.4) The impact of teacher in motivating your ward.



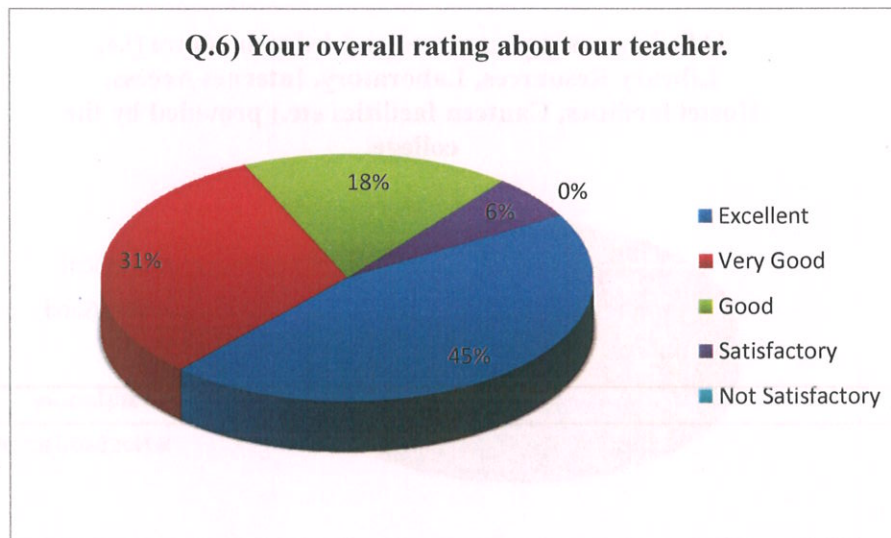
Q.5) Your rating about the Teacher-Student relationship.

	Grade	No. of Parents	Percentage
Q.5)	Excellent	22	43.14%
	Very Good	17	33.33%
	Good	9	17.65%
	Satisfactory	3	5.88%
	Not Satisfactory	0	0.00%



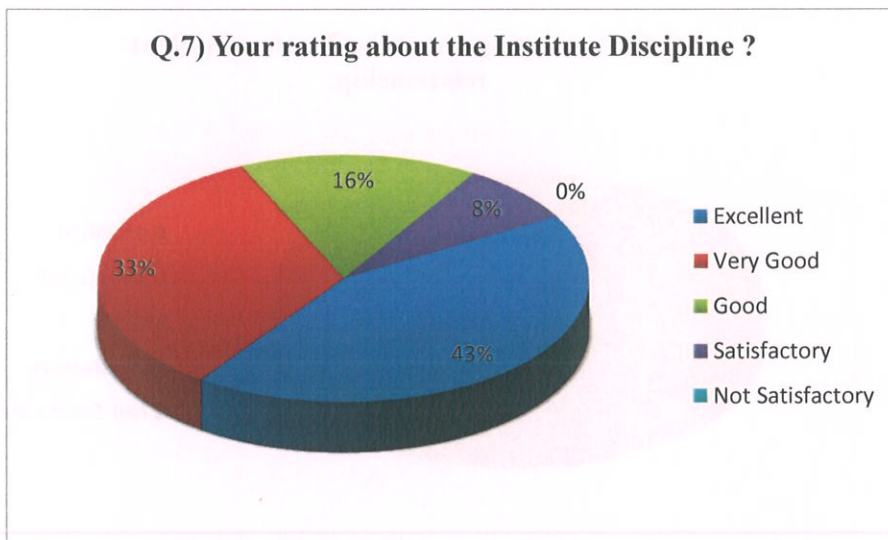
Q.6) Your overall rating about our teacher.

	Grade	No. of Parents	Percentage
Q.6)	Excellent	23	45.10%
	Very Good	16	31.37%
	Good	9	17.65%
	Satisfactory	3	5.88%
	Not Satisfactory	0	0.00%



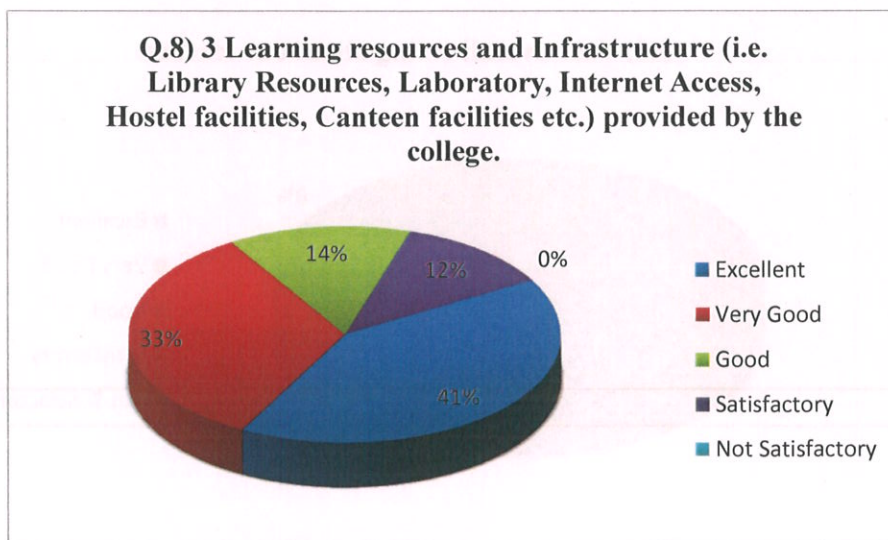
Q.7) Your rating about the Institute Discipline?

	Grade	No. of Parents	Percentage
Q.7)	Excellent	22	43.14%
	Very Good	17	33.33%
	Good	8	15.69%
	Satisfactory	4	7.84%
	Not Satisfactory	0	0.00%



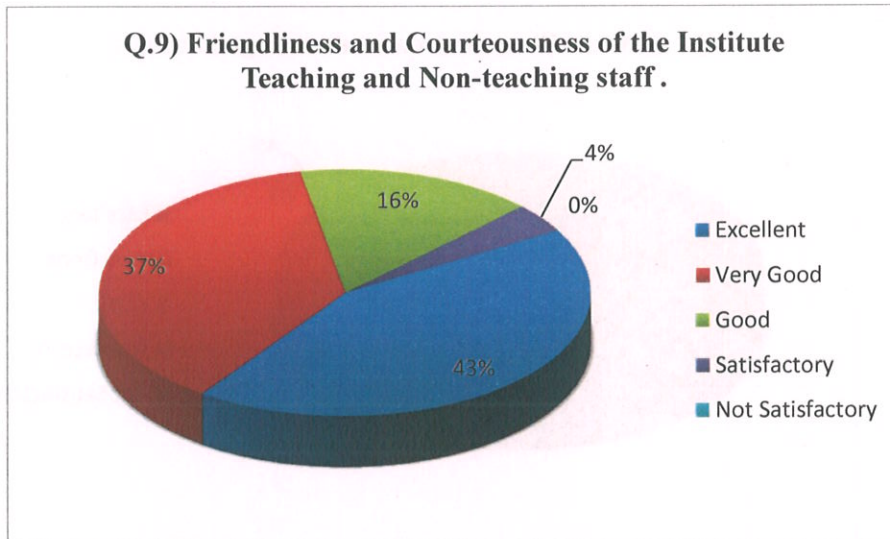
Q.8) 3 Learning resources and Infrastructure (i.e. Library Resources, Laboratory, Internet Access, Hostel facilities, Canteen facilities etc.) provided by the college.

	Grade	No. of Parents	Percentage
Q.8)	Excellent	21	41.18%
	Very Good	17	33.33%
	Good	7	13.73%
	Satisfactory	6	11.76%
	Not Satisfactory	0	0.00%



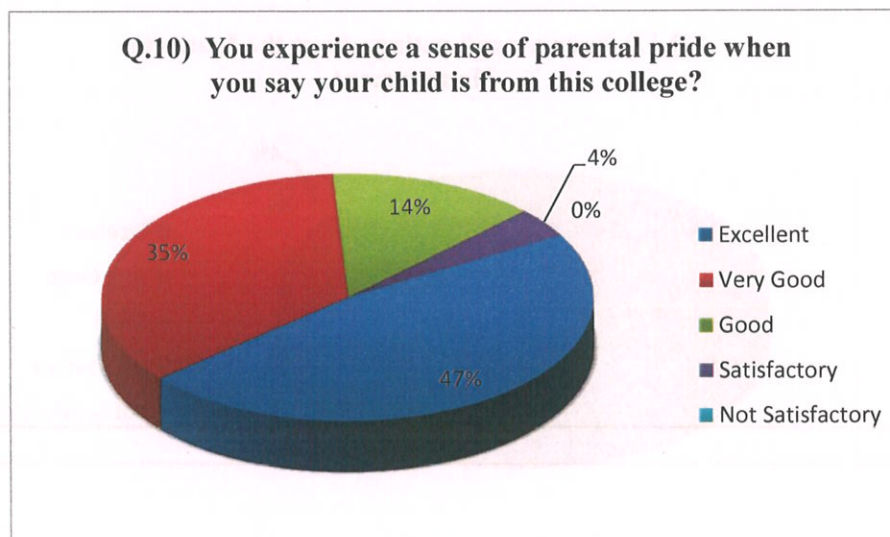
Q.9) Friendliness and Courteousness of the Institute Teaching and Non-teaching staff.

	Grade	No. of Parents	Percentage
Q.9)	Excellent	22	43.14%
	Very Good	19	37.25%
	Good	8	15.69%
	Satisfactory	2	3.92%
	Not Satisfactory	0	0.00%



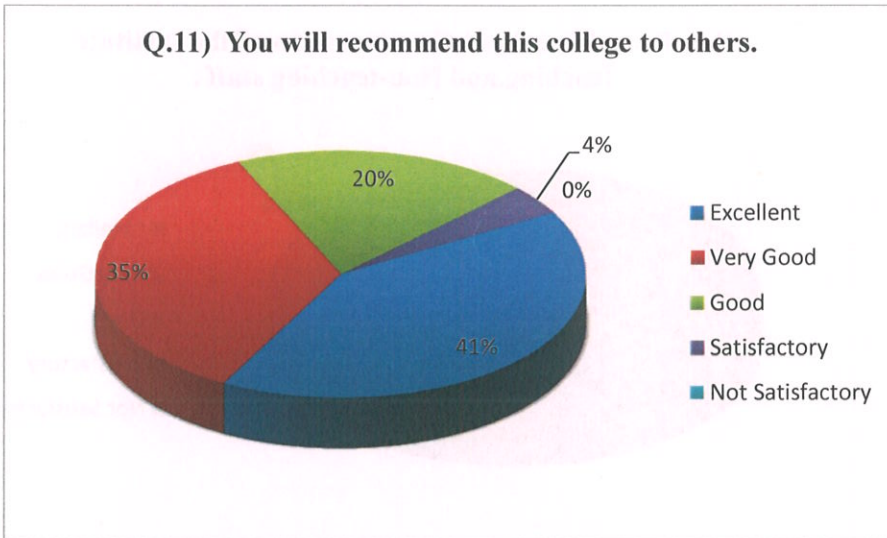
Q.10) You experience a sense of parental pride when you say your child is from this college?

	Grade	No. of Parents	Percentage
Q.10)	Excellent	24	47.06%
	Very Good	18	35.29%
	Good	7	13.73%
	Satisfactory	2	3.92%
	Not Satisfactory	0	0.00%



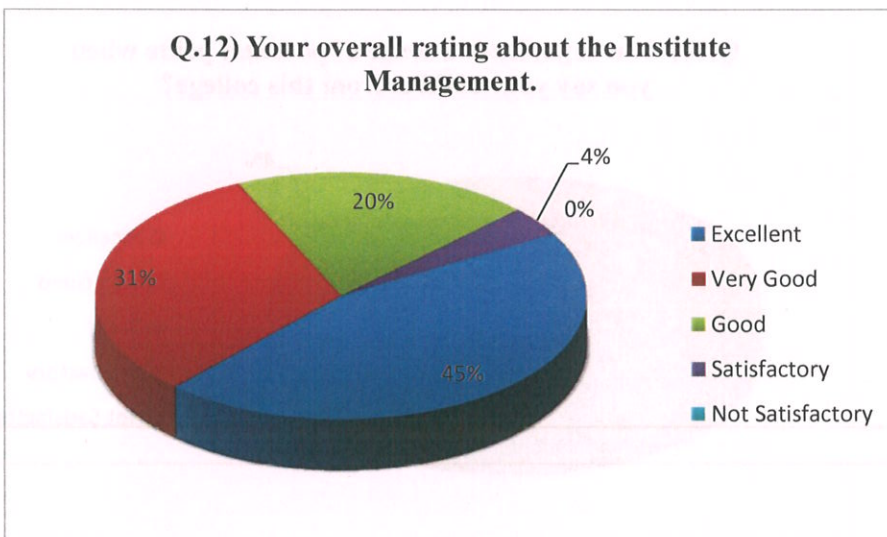
Q.11) You will recommend this college to others.

	Grade	No. of Parents	Percentage
Q.11)	Excellent	21	41.18%
	Very Good	18	35.29%
	Good	10	19.61%
	Satisfactory	2	3.92%
	Not Satisfactory	0	0.00%



Q.12) Your overall rating about the Institute Management.

	Grade	No. of Parents	Percentage
Q.12)	Excellent	23	45.10%
	Very Good	16	31.37%
	Good	10	19.61%
	Satisfactory	2	3.92%
	Not Satisfactory	0	0.00%

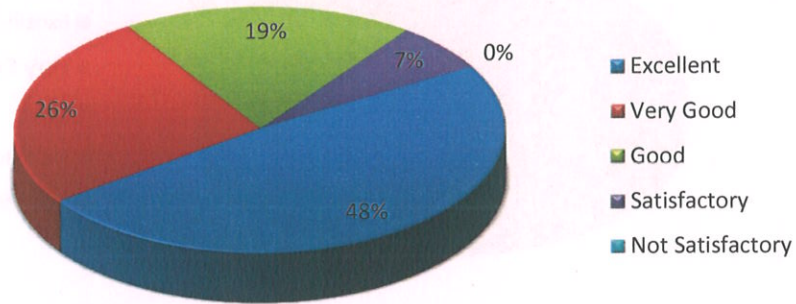


NAME OF THE DEPARTMENT: HINDI

Q.1) Your opinion about the academic standard of the Institute.

	Grade	No. of Parents	Percentage
Q.1)	Excellent	15	48.39%
	Very Good	8	25.81%
	Good	6	19.35%
	Satisfactory	2	6.45%
	Not Satisfactory	0	0.00%

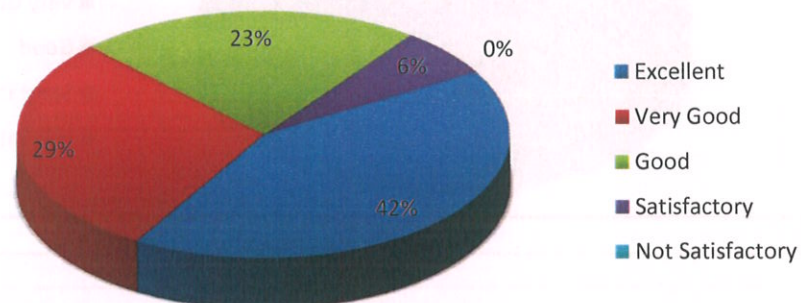
Q.1) Your opinion about the academic standard of the Institute.



Q.2) Assessment about the teaching/learning process in the Institute.

	Grade	No. of Parents	Percentage
Q.2)	Excellent	13	41.94%
	Very Good	9	29.03%
	Good	7	22.58%
	Satisfactory	2	6.45%
	Not Satisfactory	0	0.00%

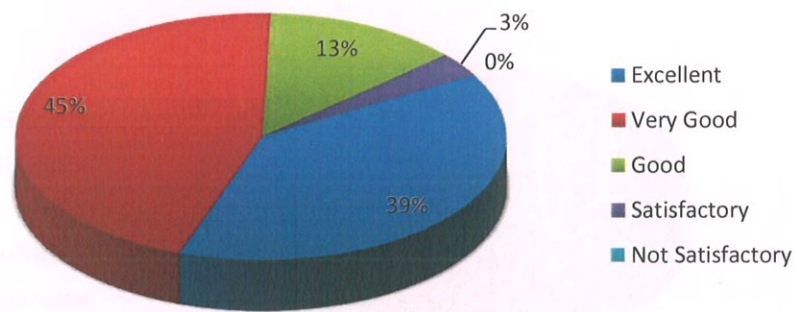
Q.2) Assessment about the teaching/learning process in the Institute.



Q.3) College have a satisfactory system of monitoring student's progress.

	Grade	No. of Parents	Percentage
Q.3)	Excellent	12	38.71%
	Very Good	14	45.16%
	Good	4	12.90%
	Satisfactory	1	3.23%
	Not Satisfactory	0	0.00%

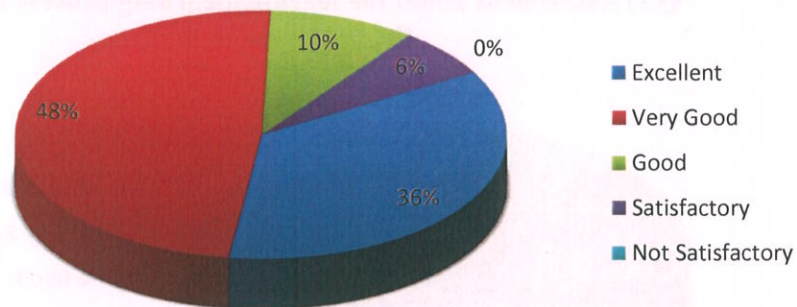
Q.3) College have a satisfactory system of monitoring student's progress



Q.4) The impact of teacher in motivating your ward.

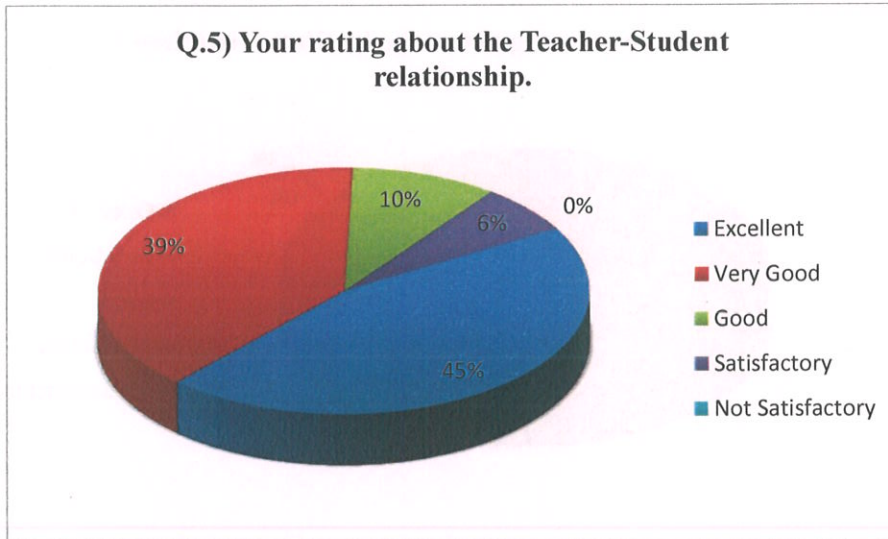
	Grade	No. of Parents	Percentage
Q.4)	Excellent	11	35.48%
	Very Good	15	48.39%
	Good	3	9.68%
	Satisfactory	2	6.45%
	Not Satisfactory	0	0.00%

Q.4) The impact of teacher in motivating your ward.



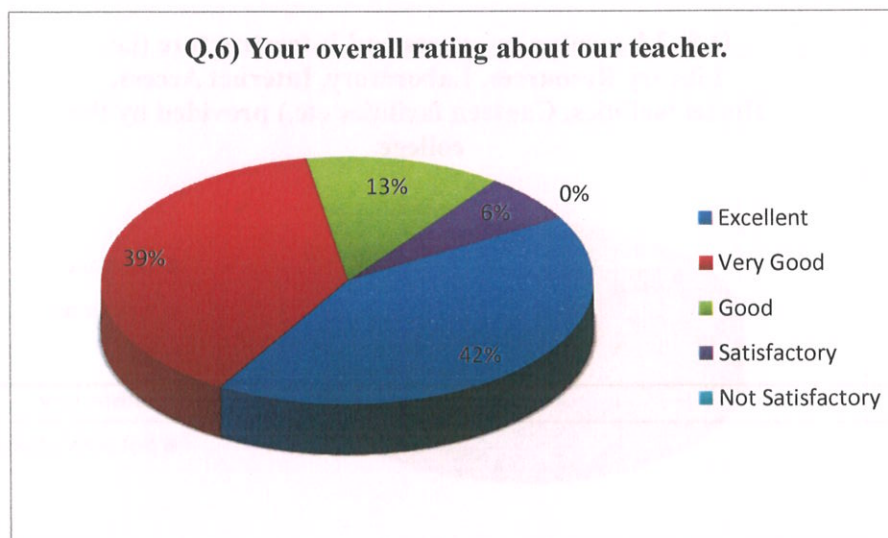
Q.5) Your rating about the Teacher-Student relationship.

	Grade	No. of Parents	Percentage
Q.5)	Excellent	14	45.16%
	Very Good	12	38.71%
	Good	3	9.68%
	Satisfactory	2	6.45%
	Not Satisfactory	0	0.00%



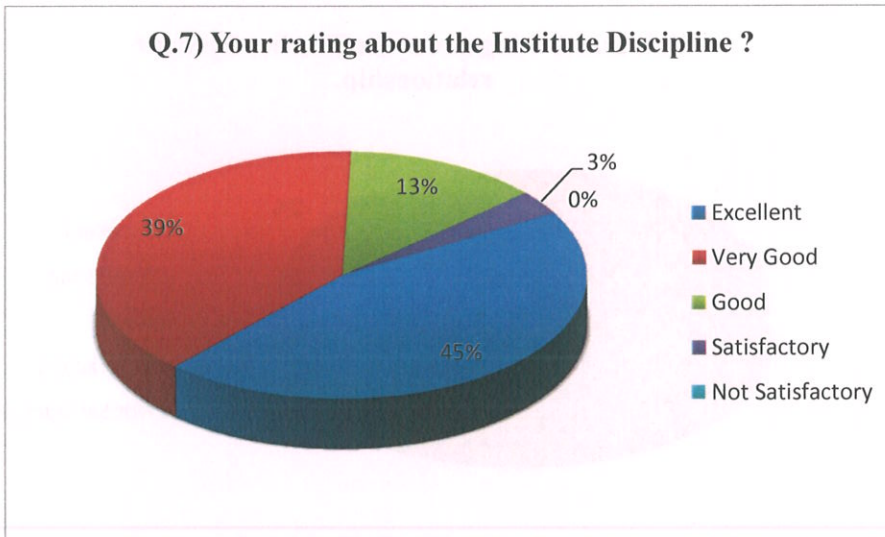
Q.6) Your overall rating about our teacher.

	Grade	No. of Parents	Percentage
Q.6)	Excellent	13	41.94%
	Very Good	12	38.71%
	Good	4	12.90%
	Satisfactory	2	6.45%
	Not Satisfactory	0	0.00%



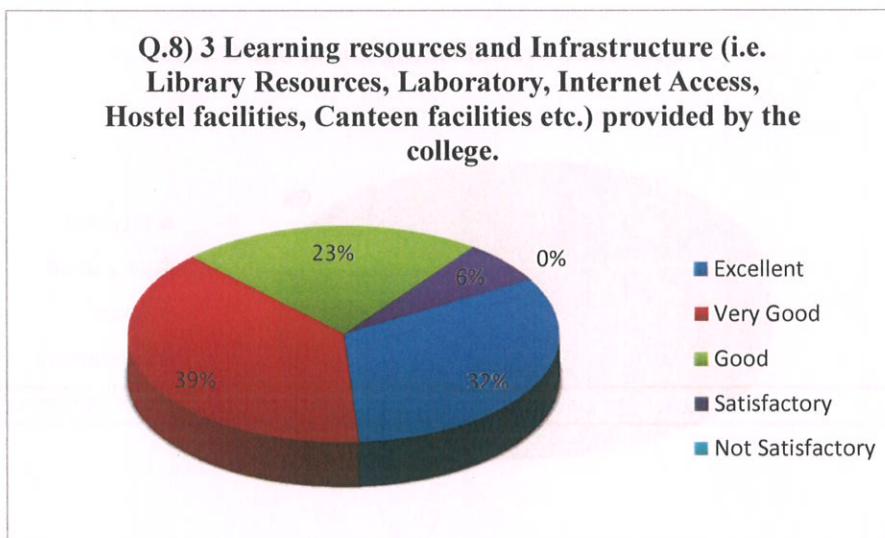
Q.7) Your rating about the Institute Discipline?

	Grade	No. of Parents	Percentage
Q.7)	Excellent	14	45.16%
	Very Good	12	38.71%
	Good	4	12.90%
	Satisfactory	1	3.23%
	Not Satisfactory	0	0.00%



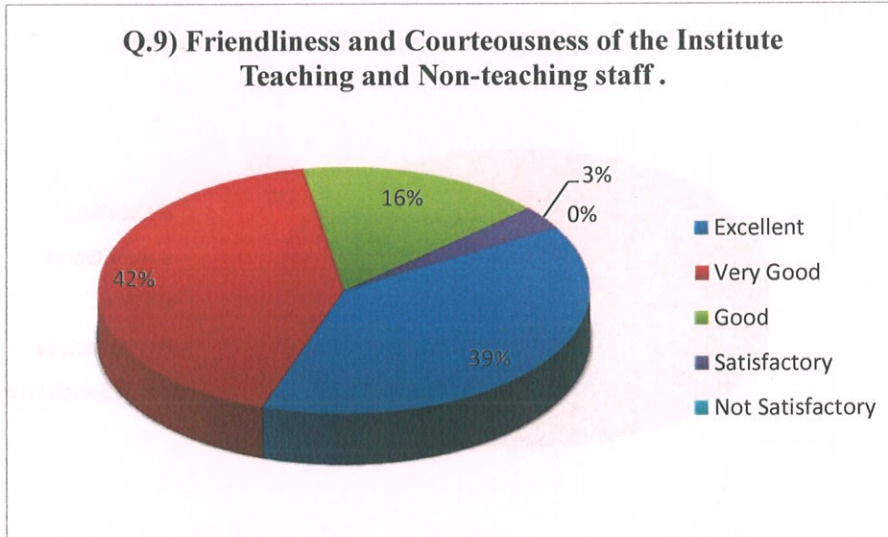
Q.8) 3 Learning resources and Infrastructure (i.e. Library Resources, Laboratory, Internet Access, Hostel facilities, Canteen facilities etc.) provided by the college.

	Grade	No. of Parents	Percentage
Q.8)	Excellent	10	32.26%
	Very Good	12	38.71%
	Good	7	22.58%
	Satisfactory	2	6.45%
	Not Satisfactory	0	0.00%



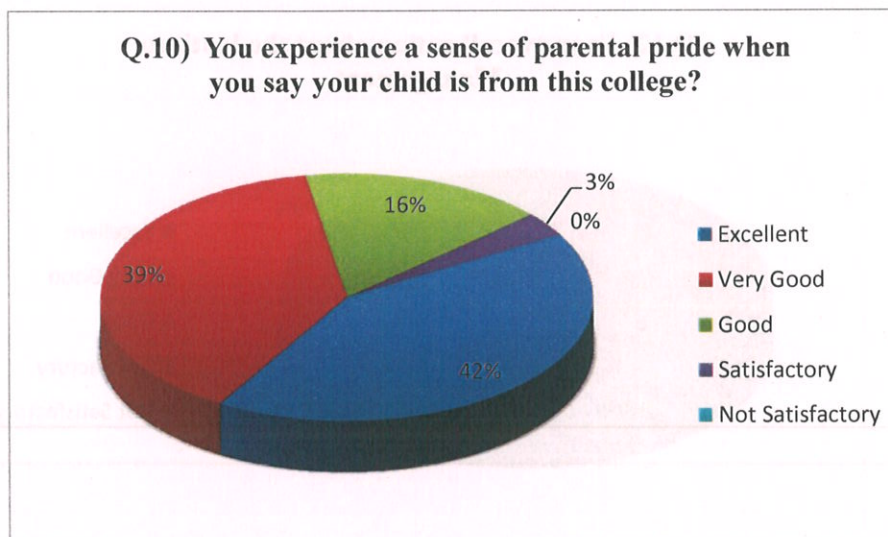
Q.9) Friendliness and Courteousness of the Institute Teaching and Non-teaching staff.

	Grade	No. of Parents	Percentage
Q.9)	Excellent	12	38.71%
	Very Good	13	41.94%
	Good	5	16.13%
	Satisfactory	1	3.23%
	Not Satisfactory	0	0.00%



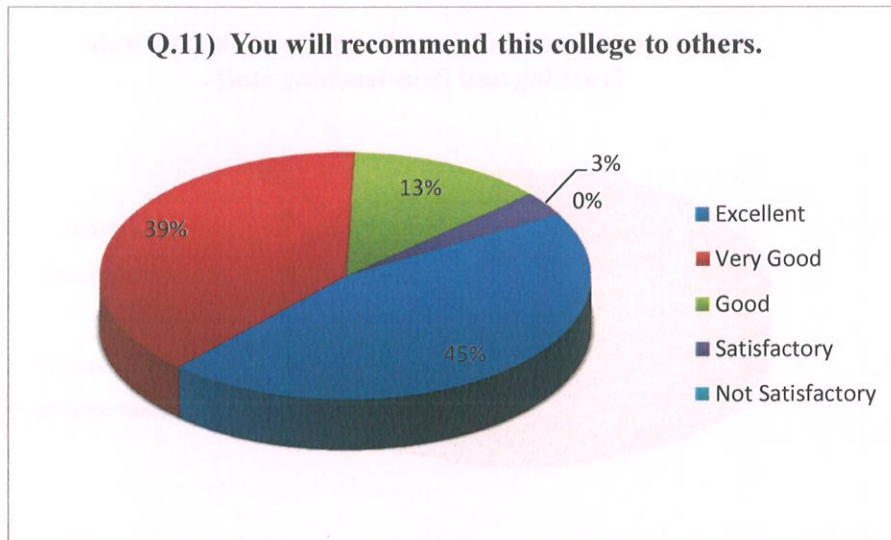
Q.10) You experience a sense of parental pride when you say your child is from this college?

	Grade	No. of Parents	Percentage
Q.10)	Excellent	13	41.94%
	Very Good	12	38.71%
	Good	5	16.13%
	Satisfactory	1	3.23%
	Not Satisfactory	0	0.00%



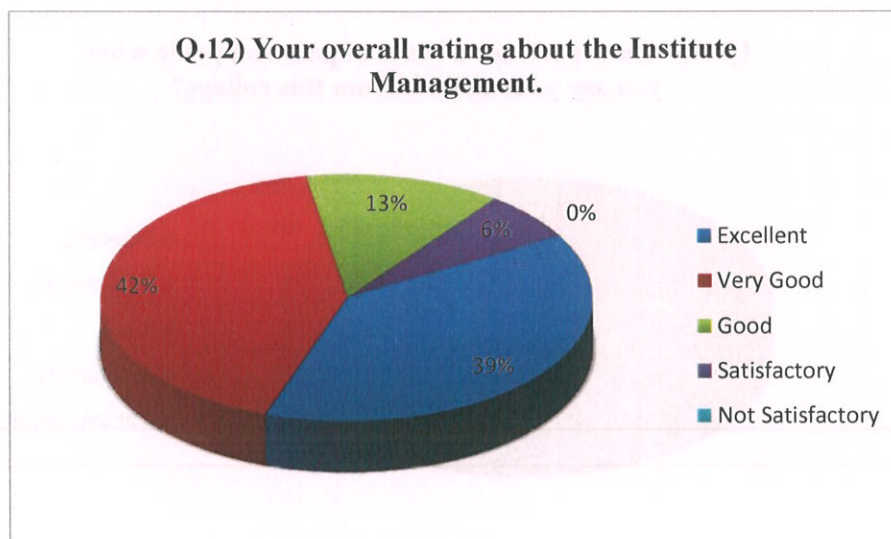
Q.11) You will recommend this college to others.

	Grade	No. of Parents	Percentage
Q.11)	Excellent	14	45.16%
	Very Good	12	38.71%
	Good	4	12.90%
	Satisfactory	1	3.23%
	Not Satisfactory	0	0.00%



Q.12) Your overall rating about the Institute Management.

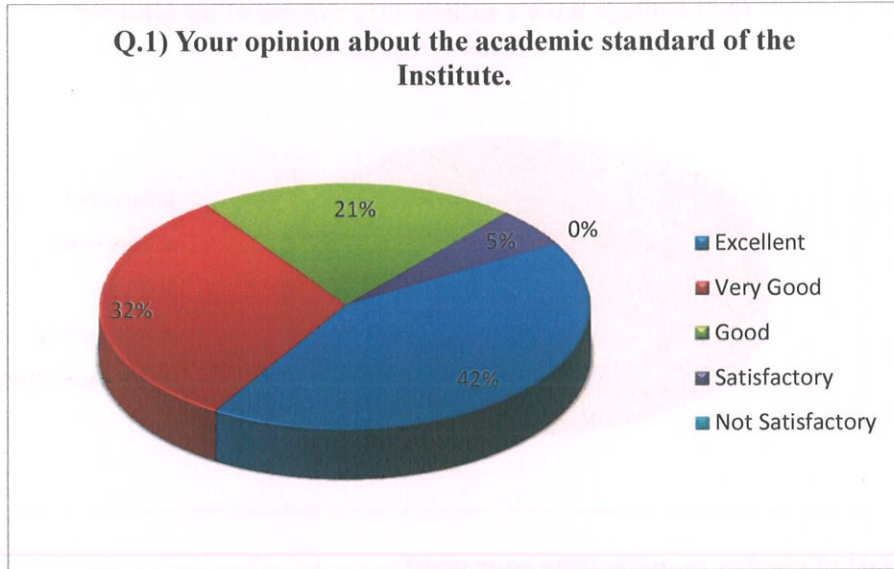
	Grade	No. of Parents	Percentage
Q.12)	Excellent	12	38.71%
	Very Good	13	41.94%
	Good	4	12.90%
	Satisfactory	2	6.45%
	Not Satisfactory	0	0.00%



NAME OF THE DEPARTMENT: HISTORY

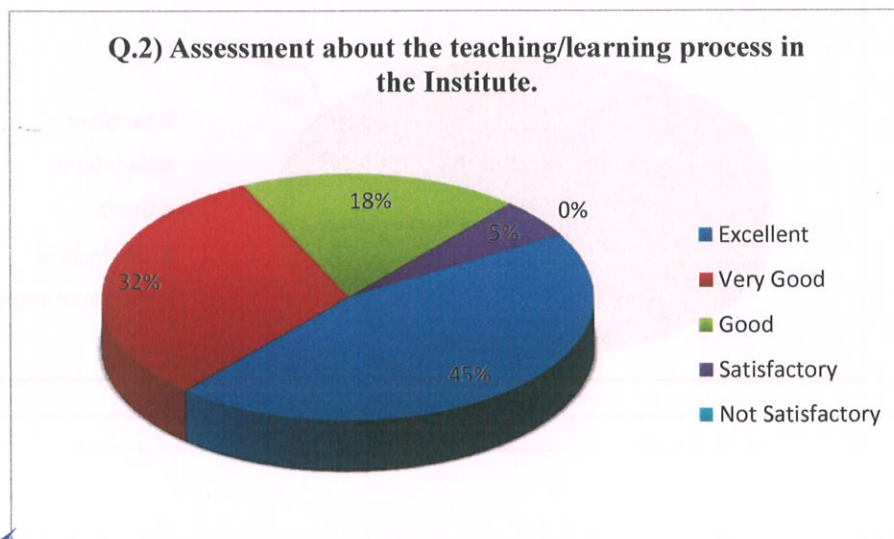
Q.1) Your opinion about the academic standard of the Institute.

	Grade	No. of Parents	Percentage
Q.1)	Excellent	16	42.11%
	Very Good	12	31.58%
	Good	8	21.05%
	Satisfactory	2	5.26%
	Not Satisfactory	0	0.00%



Q.2) Assessment about the teaching/learning process in the Institute.

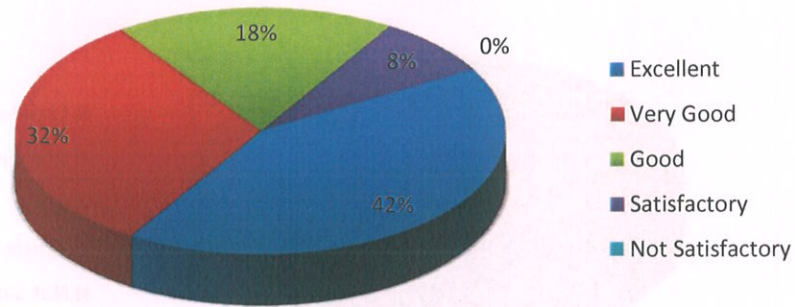
	Grade	No. of Parents	Percentage
Q.2)	Excellent	17	44.74%
	Very Good	12	31.58%
	Good	7	18.42%
	Satisfactory	2	5.26%
	Not Satisfactory	0	0.00%



Q.3) College have a satisfactory system of monitoring student's progress.

	Grade	No. of Parents	Percentage
Q.3)	Excellent	16	42.11%
	Very Good	12	31.58%
	Good	7	18.42%
	Satisfactory	3	7.89%
	Not Satisfactory	0	0.00%

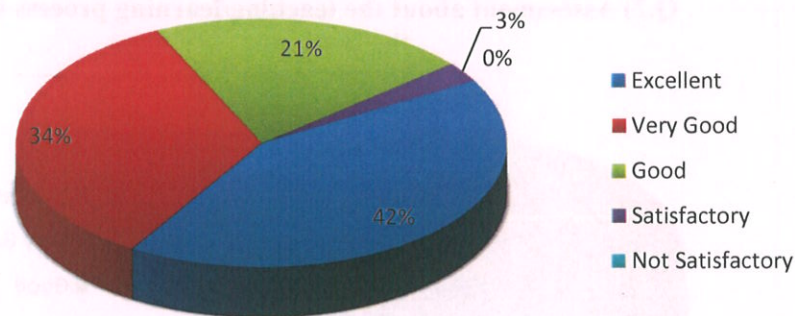
Q.3) College have a satisfactory system of monitoring student's progress



Q.4) The impact of teacher in motivating your ward.

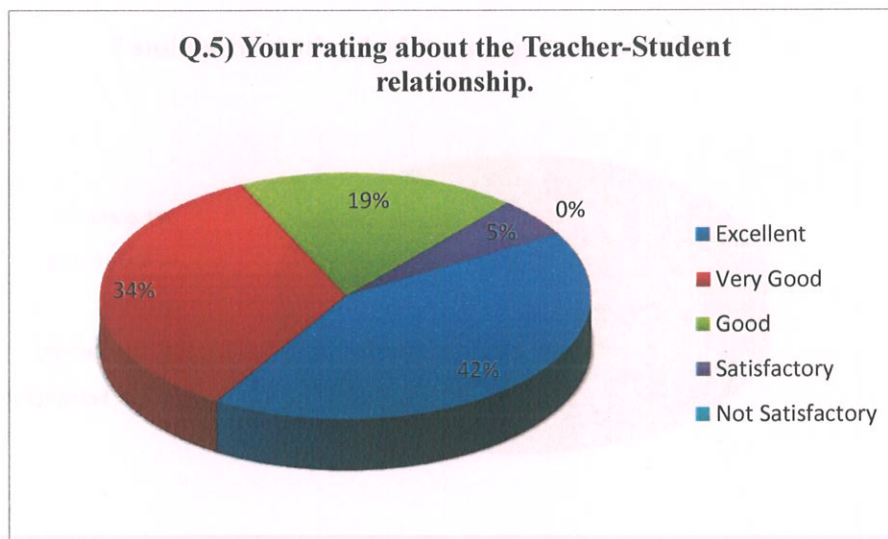
	Grade	No. of Parents	Percentage
Q.4)	Excellent	16	42.11%
	Very Good	13	34.21%
	Good	8	21.05%
	Satisfactory	1	2.63%
	Not Satisfactory	0	0.00%

Q.4) The impact of teacher in motivating your ward.



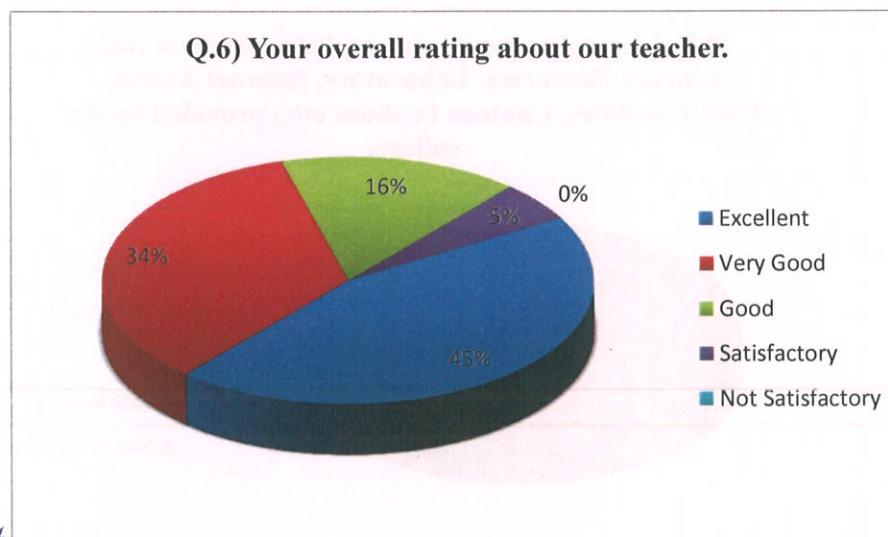
Q.5) Your rating about the Teacher-Student relationship.

	Grade	No. of Parents	Percentage
Q.5)	Excellent	16	42.11%
	Very Good	13	34.21%
	Good	7	18.42%
	Satisfactory	2	5.26%
	Not Satisfactory	0	0.00%



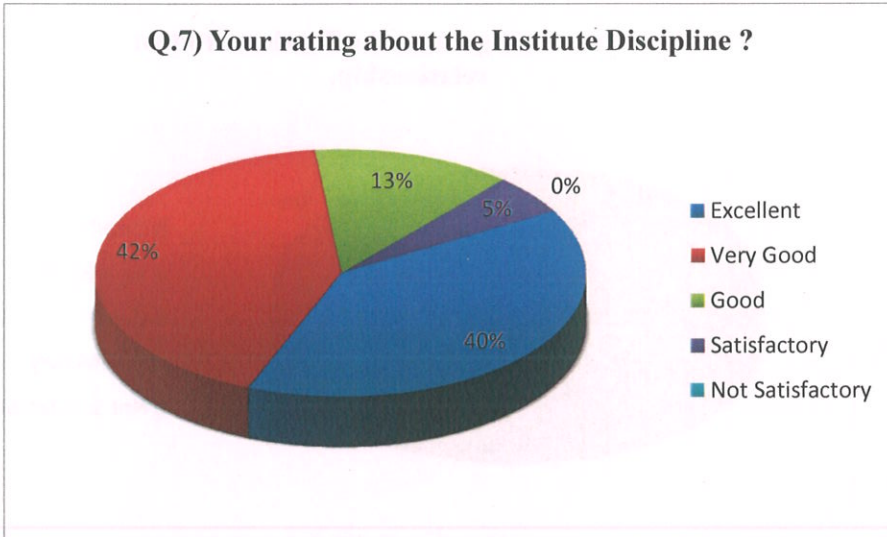
Q.6) Your overall rating about our teacher.

	Grade	No. of Parents	Percentage
Q.6)	Excellent	17	44.74%
	Very Good	13	34.21%
	Good	6	15.79%
	Satisfactory	2	5.26%
	Not Satisfactory	0	0.00%



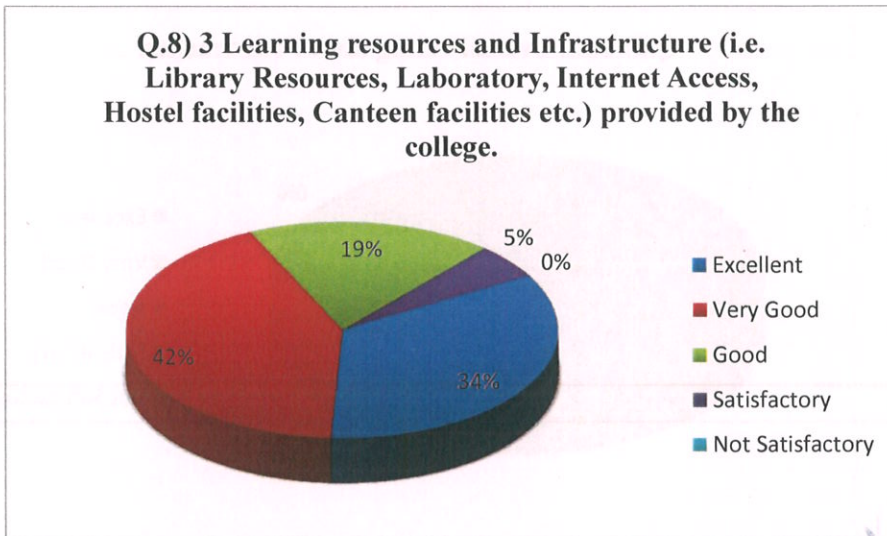
Q.7) Your rating about the Institute Discipline?

	Grade	No. of Parents	Percentage
Q.7)	Excellent	15	39.47%
	Very Good	16	42.11%
	Good	5	13.16%
	Satisfactory	2	5.26%
	Not Satisfactory	0	0.00%



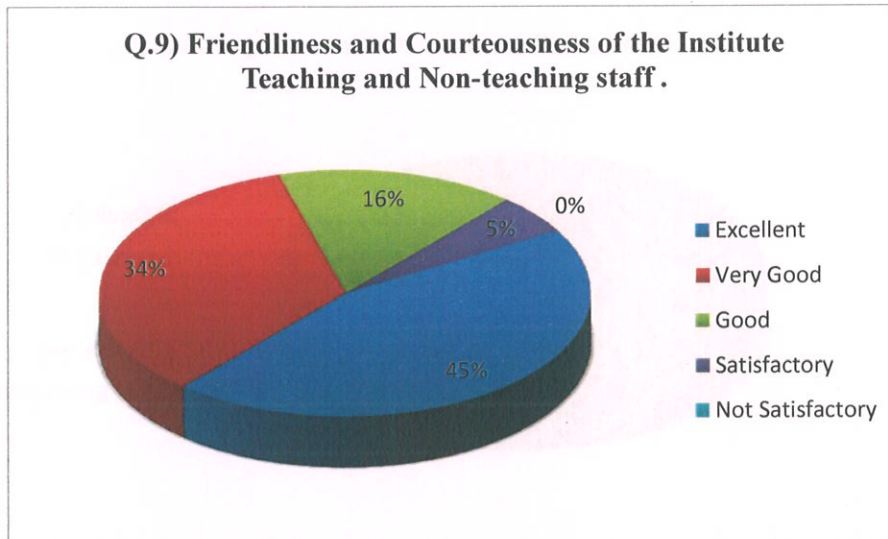
Q.8) 3 Learning resources and Infrastructure (i.e. Library Resources, Laboratory, Internet Access, Hostel facilities, Canteen facilities etc.) provided by the college.

	Grade	No. of Parents	Percentage
Q.8)	Excellent	13	34.21%
	Very Good	16	42.11%
	Good	7	18.42%
	Satisfactory	2	5.26%
	Not Satisfactory	0	0.00%



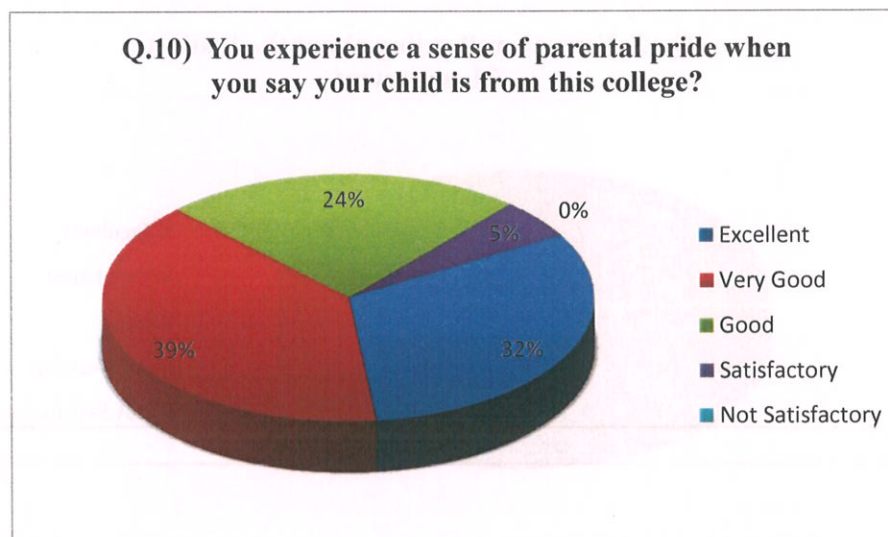
Q.9) Friendliness and Courteousness of the Institute Teaching and Non-teaching staff.

	Grade	No. of Parents	Percentage
Q.9)	Excellent	17	44.74%
	Very Good	13	34.21%
	Good	6	15.79%
	Satisfactory	2	5.26%
	Not Satisfactory	0	0.00%



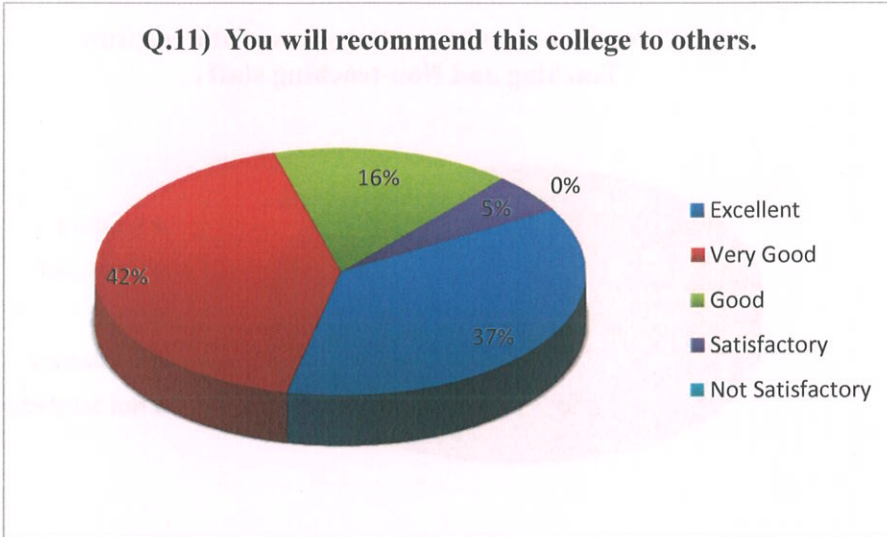
Q.10) You experience a sense of parental pride when you say your child is from this college?

	Grade	No. of Parents	Percentage
Q.10)	Excellent	12	31.58%
	Very Good	15	39.47%
	Good	9	23.68%
	Satisfactory	2	5.26%
	Not Satisfactory	0	0.00%



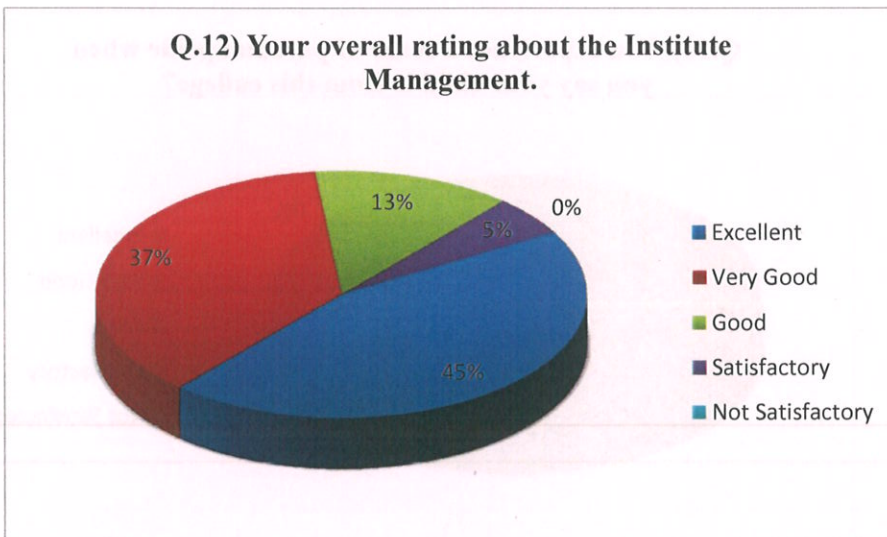
Q.11) You will recommend this college to others.

	Grade	No. of Parents	Percentage
Q.11)	Excellent	14	36.84%
	Very Good	16	42.11%
	Good	6	15.79%
	Satisfactory	2	5.26%
	Not Satisfactory	0	0.00%



Q.12) Your overall rating about the Institute Management.

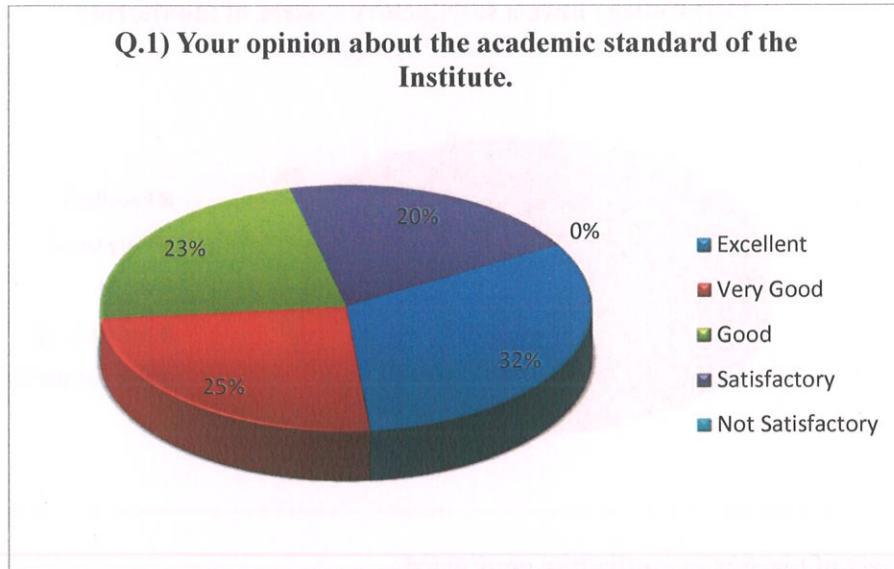
	Grade	No. of Parents	Percentage
Q.12)	Excellent	17	44.74%
	Very Good	14	36.84%
	Good	5	13.16%
	Satisfactory	2	5.26%
	Not Satisfactory	0	0.00%



NAME OF THE DEPARTMENT: MATHEMATICS

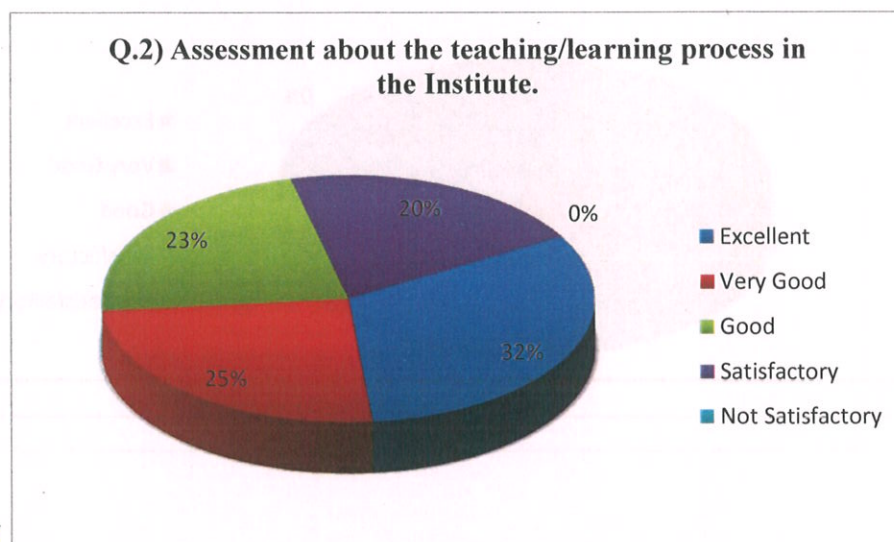
Q.1) Your opinion about the academic standard of the Institute.

	Grade	No. of Parents	Percentage
Q.1)	Excellent	14	31.82%
	Very Good	11	25.00%
	Good	10	22.73%
	Satisfactory	9	20.45%
	Not Satisfactory	0	0.00%



Q.2) Assessment about the teaching/learning process in the Institute.

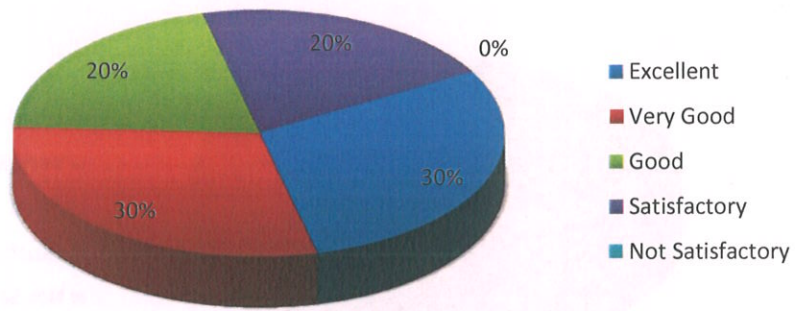
	Grade	No. of Parents	Percentage
Q.2)	Excellent	14	31.82%
	Very Good	11	25.00%
	Good	10	22.73%
	Satisfactory	9	20.45%
	Not Satisfactory	0	0.00%



Q.3) College have a satisfactory system of monitoring student's progress.

	Grade	No. of Parents	Percentage
Q.3)	Excellent	13	29.55%
	Very Good	13	29.55%
	Good	9	20.45%
	Satisfactory	9	20.45%
	Not Satisfactory	0	0.00%

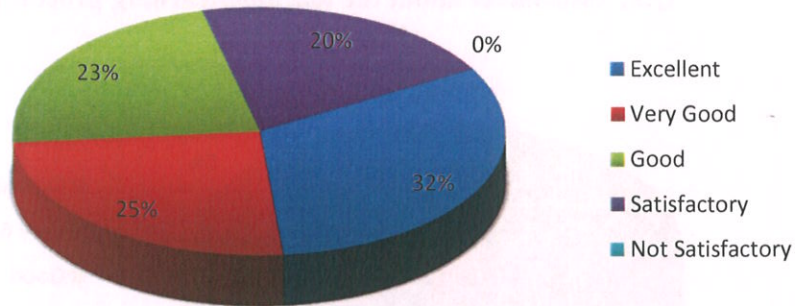
Q.3) College have a satisfactory system of monitoring student's progress



Q.4) The impact of teacher in motivating your ward.

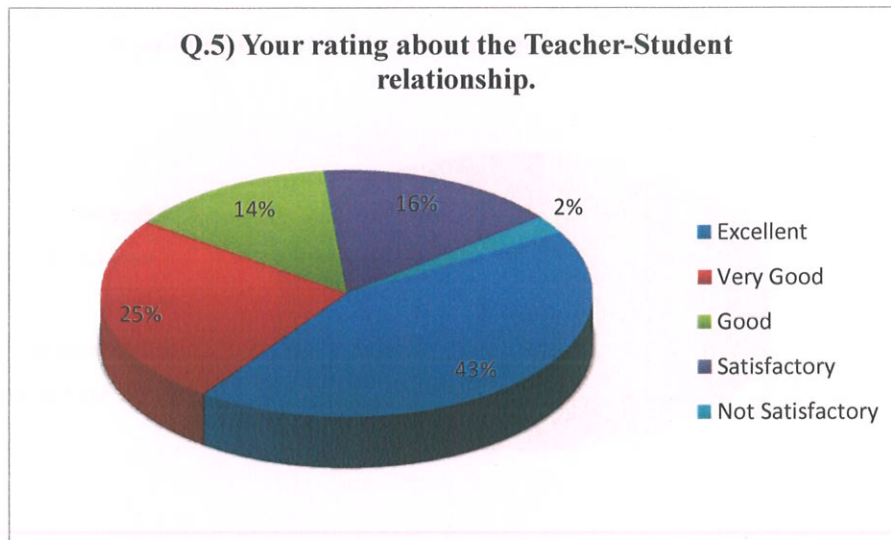
	Grade	No. of Parents	Percentage
Q.4)	Excellent	14	31.82%
	Very Good	11	25.00%
	Good	10	22.73%
	Satisfactory	9	20.45%
	Not Satisfactory	0	0.00%

Q.4) The impact of teacher in motivating your ward.



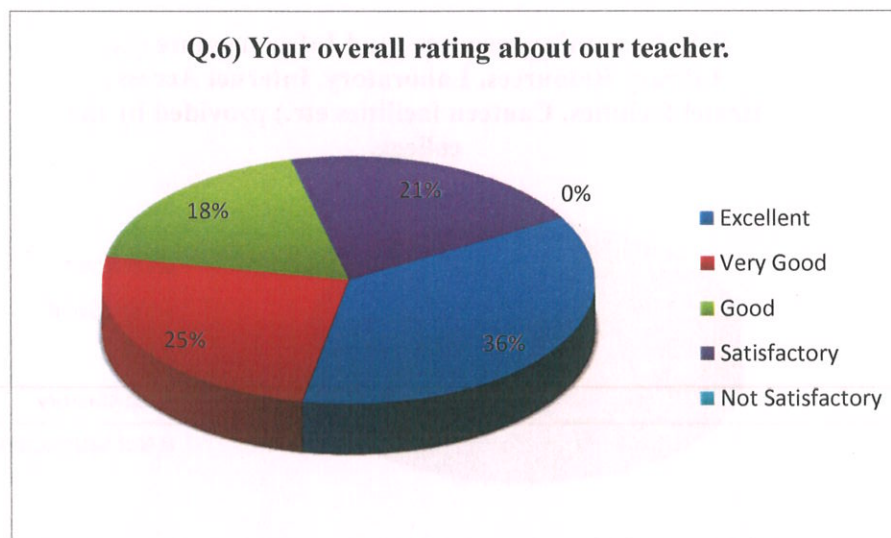
Q.5) Your rating about the Teacher-Student relationship.

	Grade	No. of Parents	Percentage
Q.5)	Excellent	19	43.18%
	Very Good	11	25.00%
	Good	6	13.64%
	Satisfactory	7	15.91%
	Not Satisfactory	1	2.27%



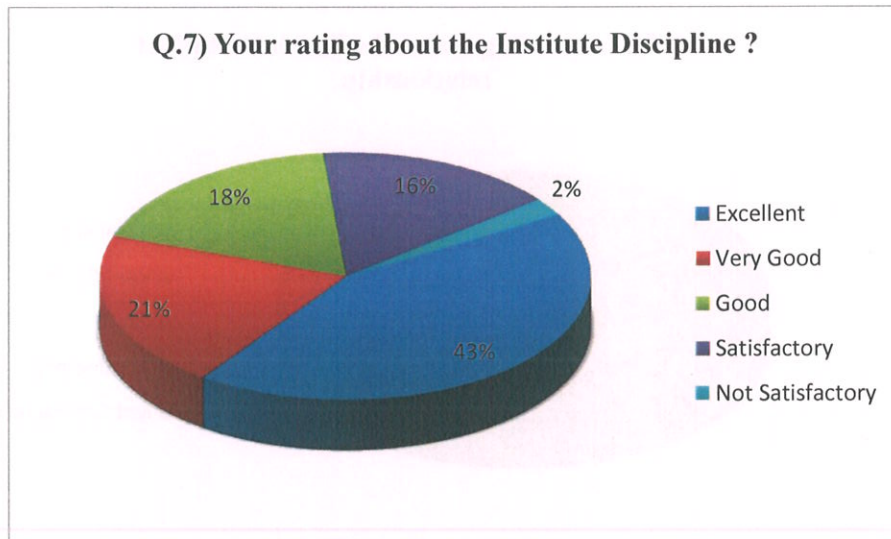
Q.6) Your overall rating about our teacher.

	Grade	No. of Parents	Percentage
Q.6)	Excellent	16	36.36%
	Very Good	11	25.00%
	Good	8	18.18%
	Satisfactory	9	20.45%
	Not Satisfactory	0	0.00%



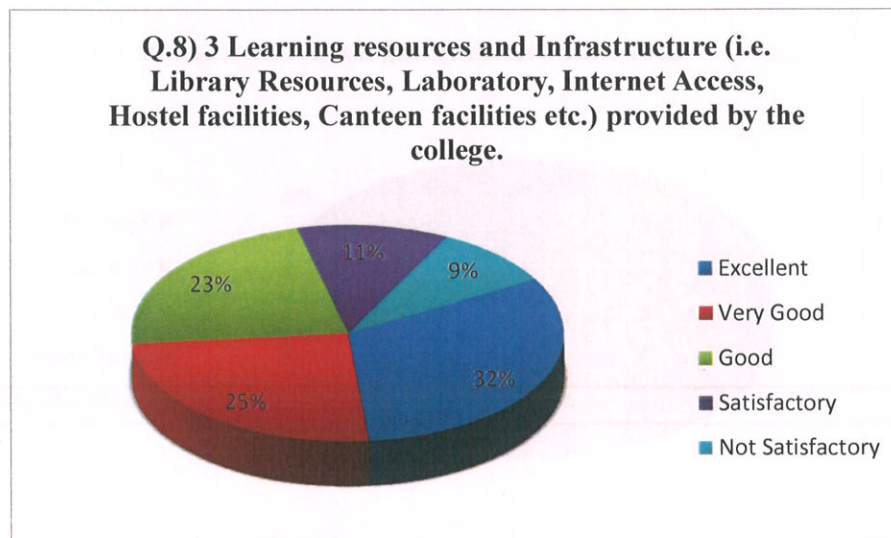
Q.7) Your rating about the Institute Discipline?

	Grade	No. of Parents	Percentage
Q.7)	Excellent	19	43.18%
	Very Good	9	20.45%
	Good	8	18.18%
	Satisfactory	7	15.91%
	Not Satisfactory	1	2.27%



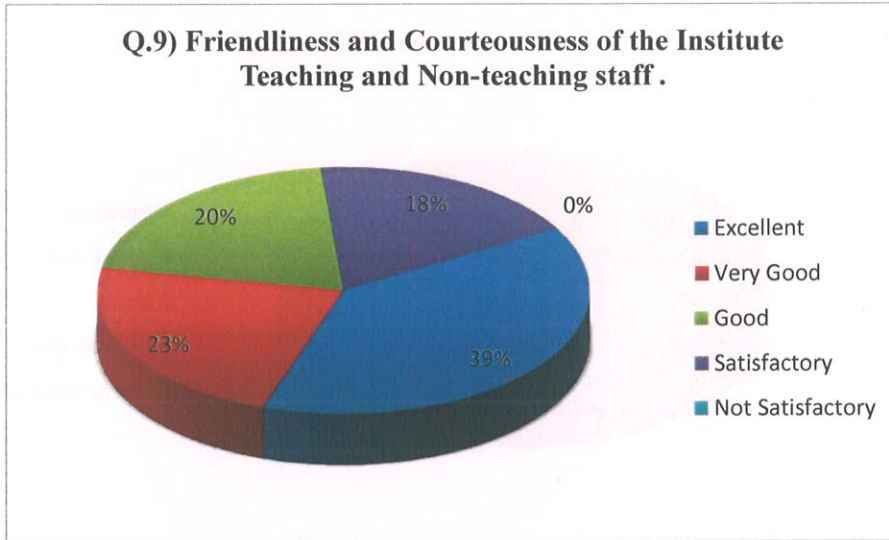
Q.8) 3 Learning resources and Infrastructure (i.e. Library Resources, Laboratory, Internet Access, Hostel facilities, Canteen facilities etc.) provided by the college.

	Grade	No. of Parents	Percentage
Q.8)	Excellent	14	31.82%
	Very Good	11	25.00%
	Good	10	22.73%
	Satisfactory	5	11.36%
	Not Satisfactory	4	9.09%



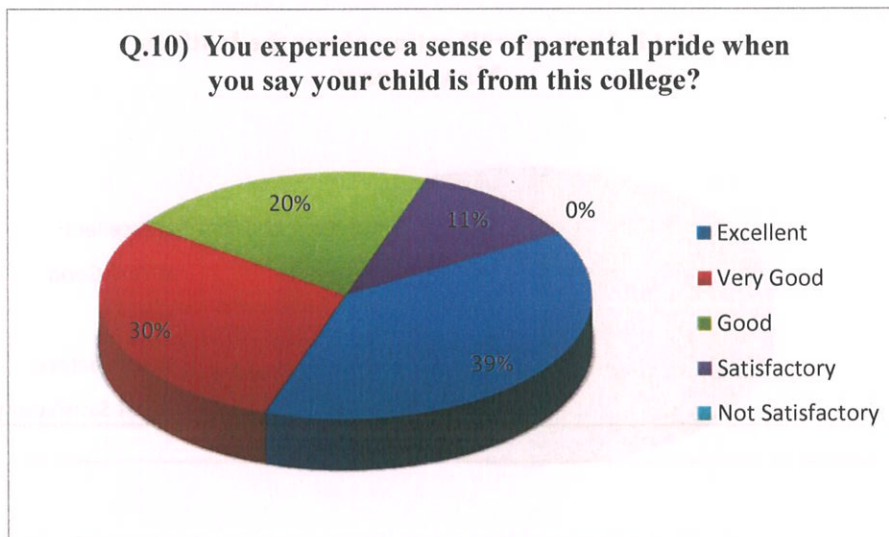
Q.9) Friendliness and Courteousness of the Institute Teaching and Non-teaching staff.

	Grade	No. of Parents	Percentage
Q.9)	Excellent	17	38.64%
	Very Good	10	22.73%
	Good	9	20.45%
	Satisfactory	8	18.18%
	Not Satisfactory	0	0.00%



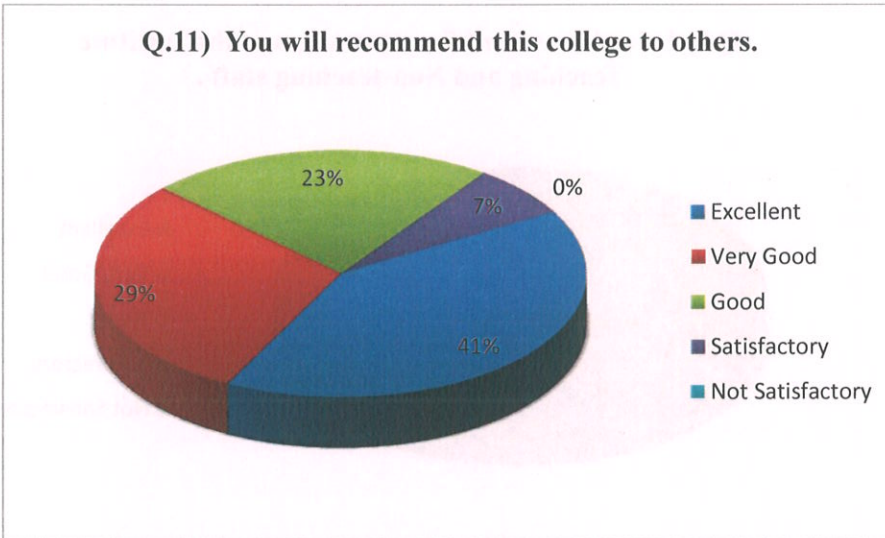
Q.10) You experience a sense of parental pride when you say your child is from this college?

	Grade	No. of Parents	Percentage
Q.10)	Excellent	17	38.64%
	Very Good	13	29.55%
	Good	9	20.45%
	Satisfactory	5	11.36%
	Not Satisfactory	0	0.00%



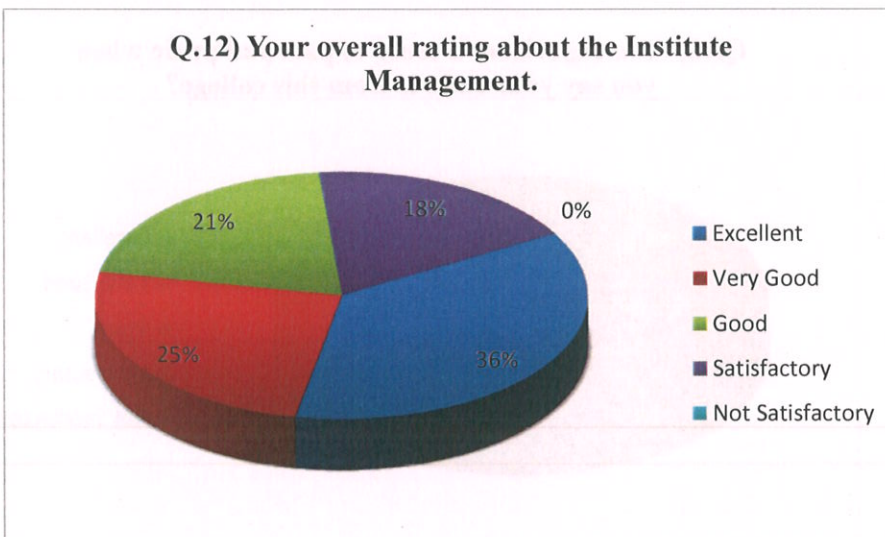
Q.11) You will recommend this college to others.

	Grade	No. of Parents	Percentage
Q.11)	Excellent	18	40.91%
	Very Good	13	29.55%
	Good	10	22.73%
	Satisfactory	3	6.82%
	Not Satisfactory	0	0.00%



Q.12) Your overall rating about the Institute Management.

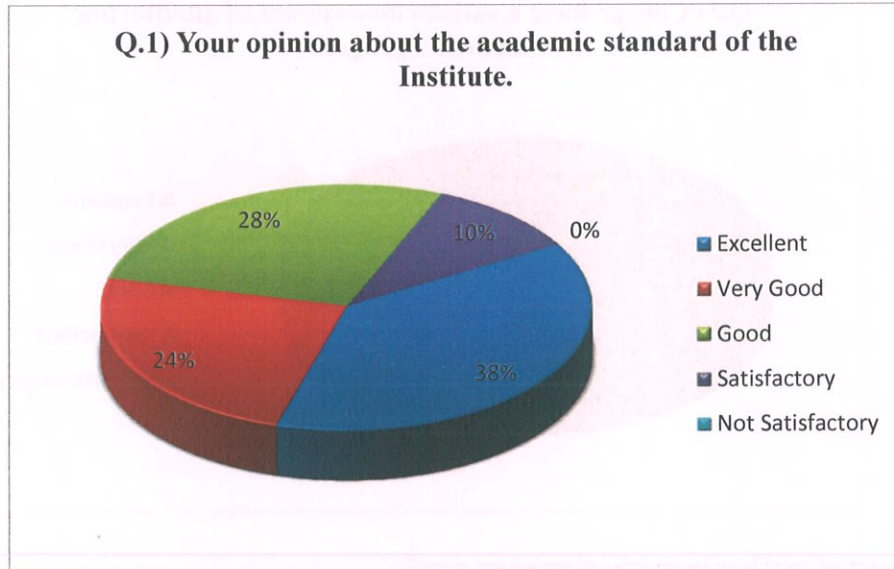
	Grade	No. of Parents	Percentage
Q.12)	Excellent	16	36.36%
	Very Good	11	25.00%
	Good	9	20.45%
	Satisfactory	8	18.18%
	Not Satisfactory	0	0.00%



NAME OF THE DEPARTMENT: MATHEMATICS WITH COMPUTER

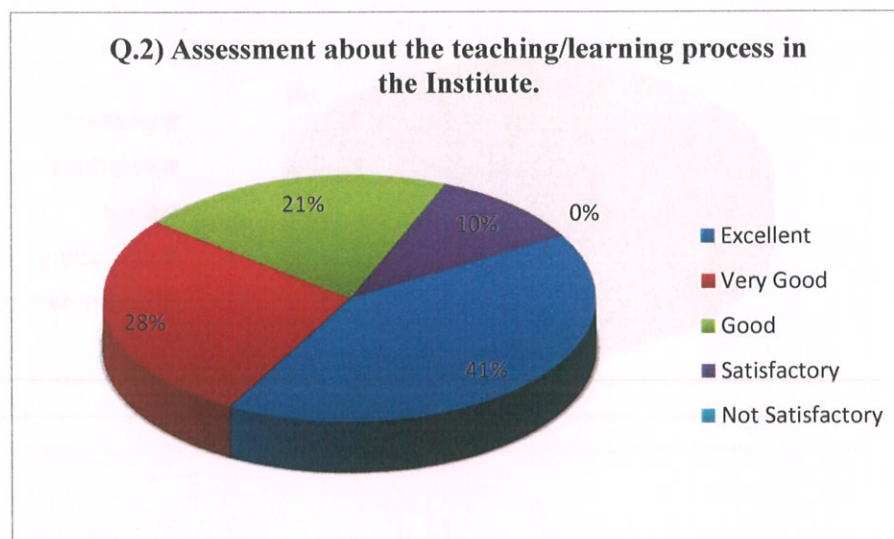
Q.1) Your opinion about the academic standard of the Institute.

	Grade	No. of Parents	Percentage
Q.1)	Excellent	11	37.93%
	Very Good	7	24.14%
	Good	8	27.59%
	Satisfactory	3	10.34%
	Not Satisfactory	0	0.00%



Q.2) Assessment about the teaching/learning process in the Institute.

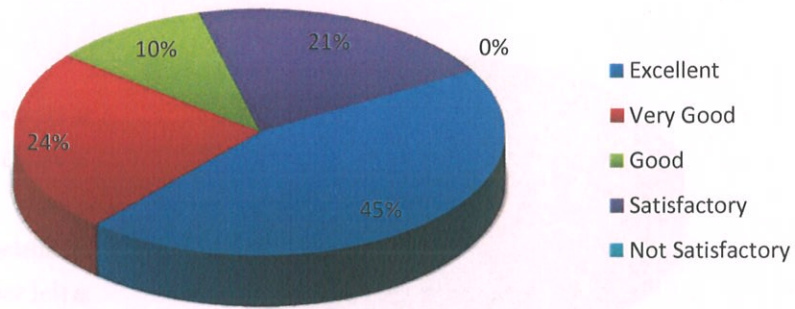
	Grade	No. of Parents	Percentage
Q.2)	Excellent	12	41.38%
	Very Good	8	27.59%
	Good	6	20.69%
	Satisfactory	3	10.34%
	Not Satisfactory	0	0.00%



Q.3) College have a satisfactory system of monitoring student's progress.

	Grade	No. of Parents	Percentage
Q.3)	Excellent	13	44.83%
	Very Good	7	24.14%
	Good	3	10.34%
	Satisfactory	6	20.69%
	Not Satisfactory	0	0.00%

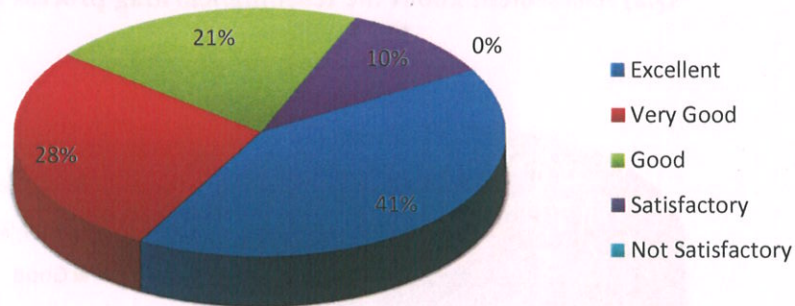
Q.3) College have a satisfactory system of monitoring student's progress



Q.4) The impact of teacher in motivating your ward.

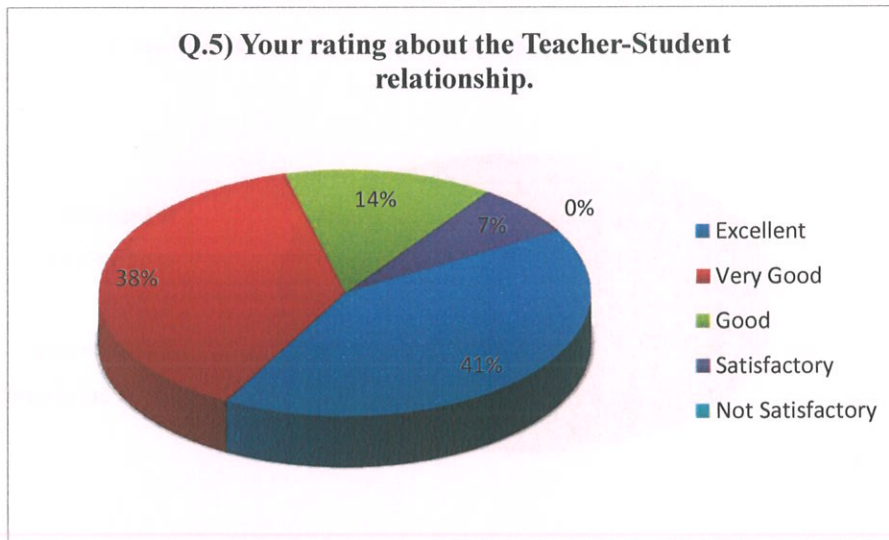
	Grade	No. of Parents	Percentage
Q.4)	Excellent	12	41.38%
	Very Good	8	27.59%
	Good	6	20.69%
	Satisfactory	3	10.34%
	Not Satisfactory	0	0.00%

Q.4) The impact of teacher in motivating your ward.



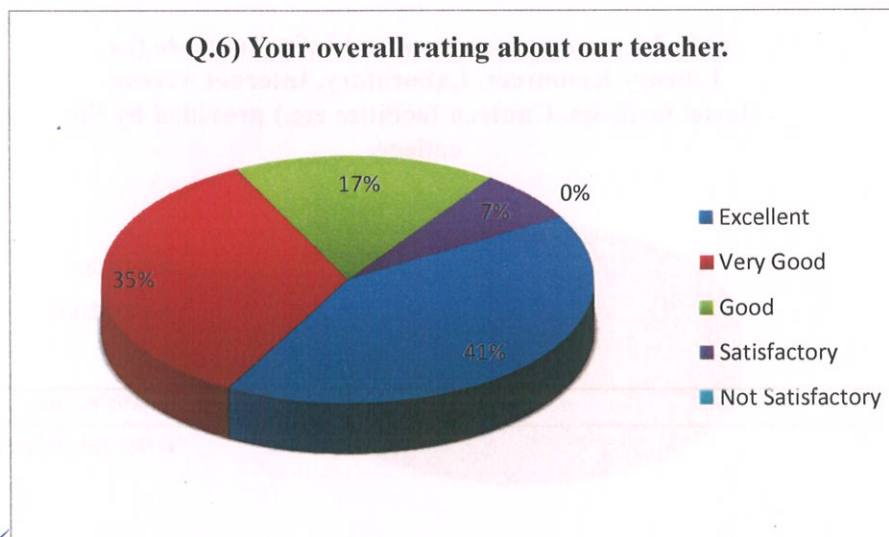
Q.5) Your rating about the Teacher-Student relationship.

	Grade	No. of Parents	Percentage
Q.5)	Excellent	12	41.38%
	Very Good	11	37.93%
	Good	4	13.79%
	Satisfactory	2	6.90%
	Not Satisfactory	0	0.00%



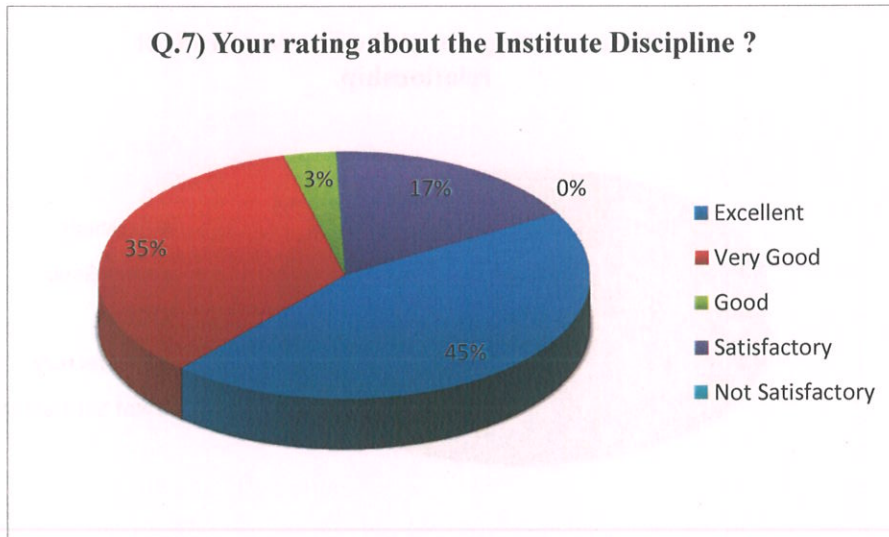
Q.6) Your overall rating about our teacher.

	Grade	No. of Parents	Percentage
Q.6)	Excellent	12	41.38%
	Very Good	10	34.48%
	Good	5	17.24%
	Satisfactory	2	6.90%
	Not Satisfactory	0	0.00%



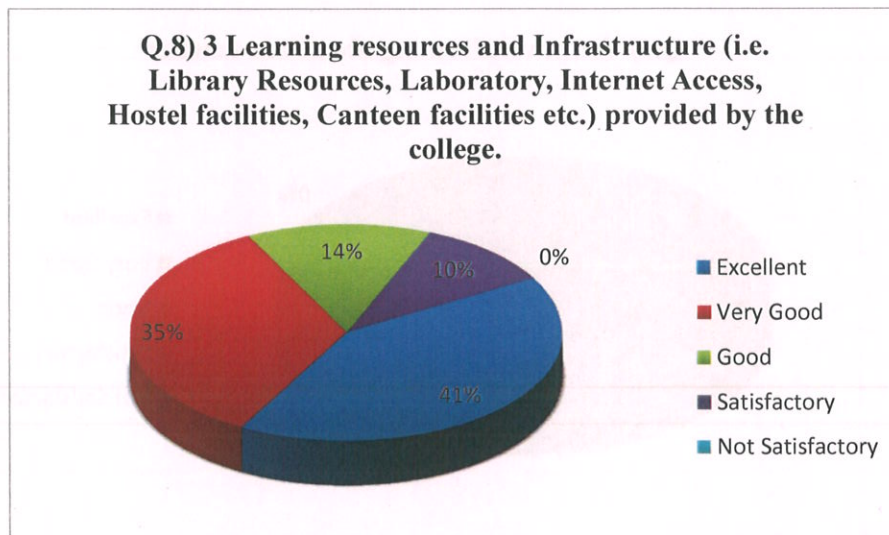
Q.7) Your rating about the Institute Discipline?

	Grade	No. of Parents	Percentage
Q.7)	Excellent	13	44.83%
	Very Good	10	34.48%
	Good	1	3.45%
	Satisfactory	5	17.24%
	Not Satisfactory	0	0.00%



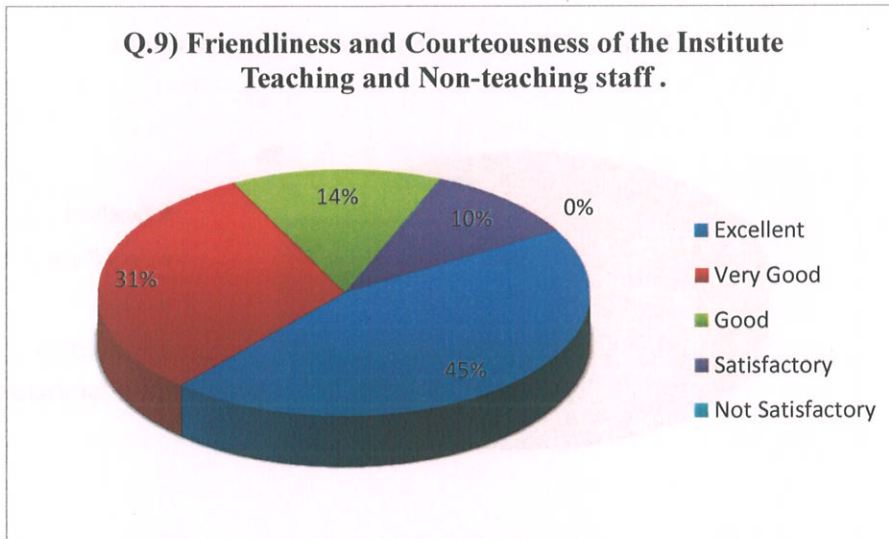
Q.8) 3 Learning resources and Infrastructure (i.e. Library Resources, Laboratory, Internet Access, Hostel facilities, Canteen facilities etc.) provided by the college.

	Grade	No. of Parents	Percentage
Q.8)	Excellent	12	41.38%
	Very Good	10	34.48%
	Good	4	13.79%
	Satisfactory	3	10.34%
	Not Satisfactory	0	0.00%



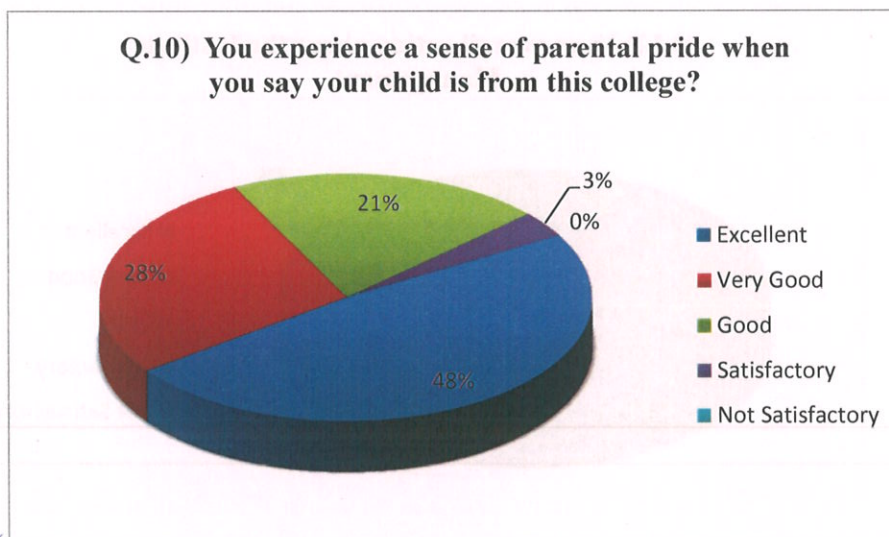
Q.9) Friendliness and Courteousness of the Institute Teaching and Non-teaching staff.

	Grade	No. of Parents	Percentage
Q.9)	Excellent	13	44.83%
	Very Good	9	31.03%
	Good	4	13.79%
	Satisfactory	3	10.34%
	Not Satisfactory	0	0.00%



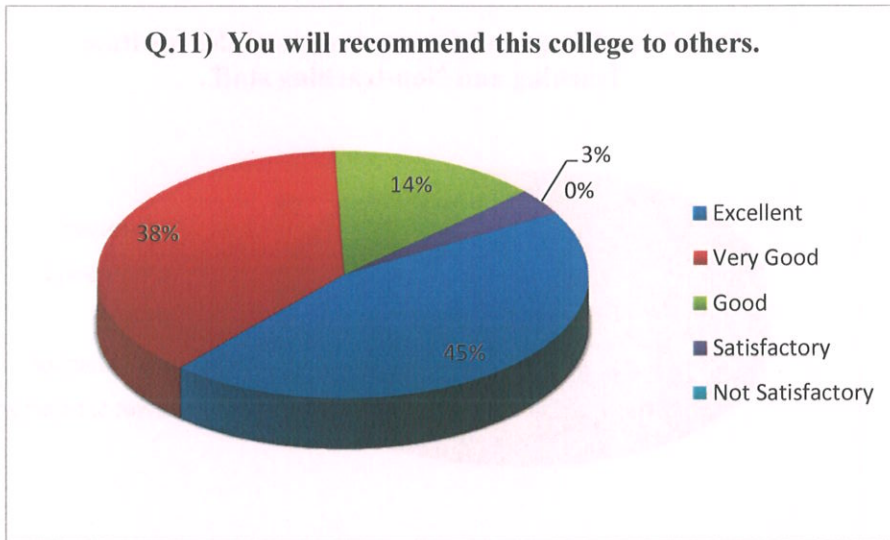
Q.10) You experience a sense of parental pride when you say your child is from this college?

	Grade	No. of Parents	Percentage
Q.10)	Excellent	14	48.28%
	Very Good	8	27.59%
	Good	6	20.69%
	Satisfactory	1	3.45%
	Not Satisfactory	0	0.00%



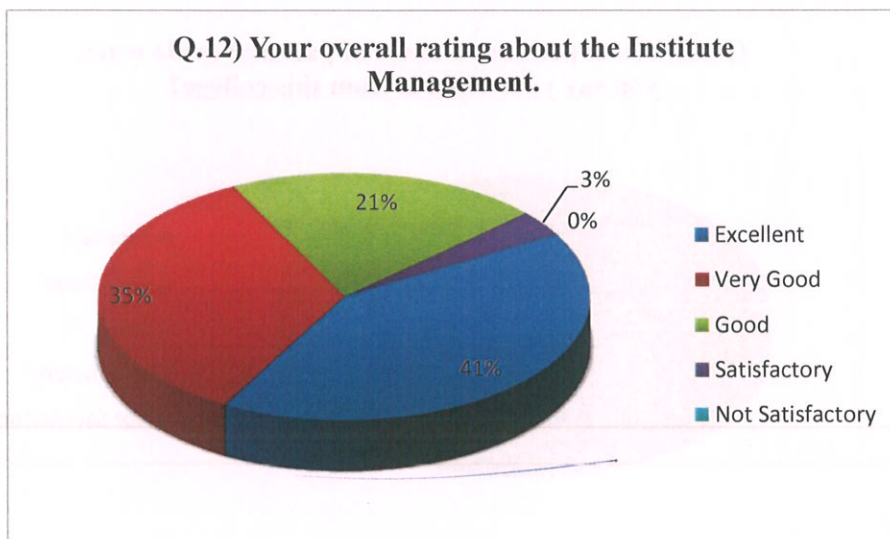
Q.11) You will recommend this college to others.

	Grade	No. of Parents	Percentage
Q.11)	Excellent	13	44.83%
	Very Good	11	37.93%
	Good	4	13.79%
	Satisfactory	1	3.45%
	Not Satisfactory	0	0.00%



Q.12) Your overall rating about the Institute Management.

	Grade	No. of Parents	Percentage
Q.12)	Excellent	12	41.38%
	Very Good	10	34.48%
	Good	6	20.69%
	Satisfactory	1	3.45%
	Not Satisfactory	0	0.00%

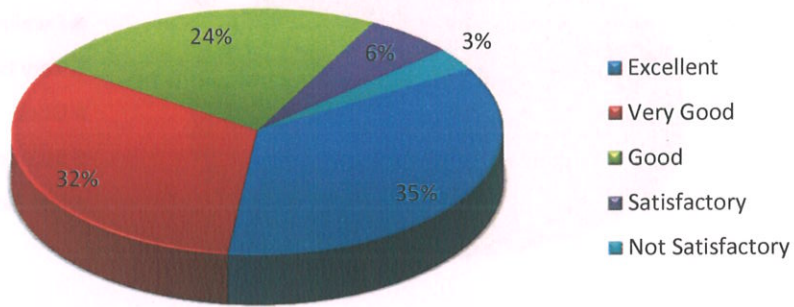


NAME OF THE DEPARTMENT: ODIA

Q.1) Your opinion about the academic standard of the Institute.

	Grade	No. of Parents	Percentage
Q.1)	Excellent	12	35.29%
	Very Good	11	32.35%
	Good	8	23.53%
	Satisfactory	2	5.88%
	Not Satisfactory	1	2.94%

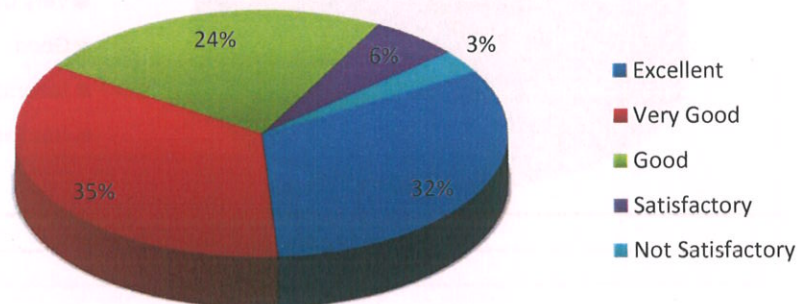
Q.1) Your opinion about the academic standard of the Institute.



Q.2) Assessment about the teaching/learning process in the Institute.

	Grade	No. of Parents	Percentage
Q.2)	Excellent	11	32.35%
	Very Good	12	35.29%
	Good	8	23.53%
	Satisfactory	2	5.88%
	Not Satisfactory	1	2.94%

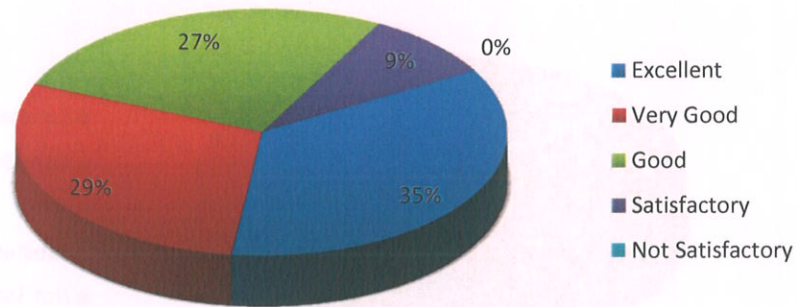
Q.2) Assessment about the teaching/learning process in the Institute.



Q.3) College have a satisfactory system of monitoring student's progress.

	Grade	No. of Parents	Percentage
Q.3)	Excellent	12	35.29%
	Very Good	10	29.41%
	Good	9	26.47%
	Satisfactory	3	8.82%
	Not Satisfactory	0	0.00%

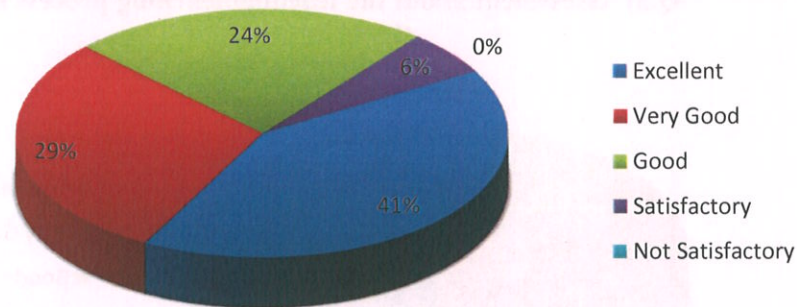
Q.3) College have a satisfactory system of monitoring student's progress



Q.4) The impact of teacher in motivating your ward.

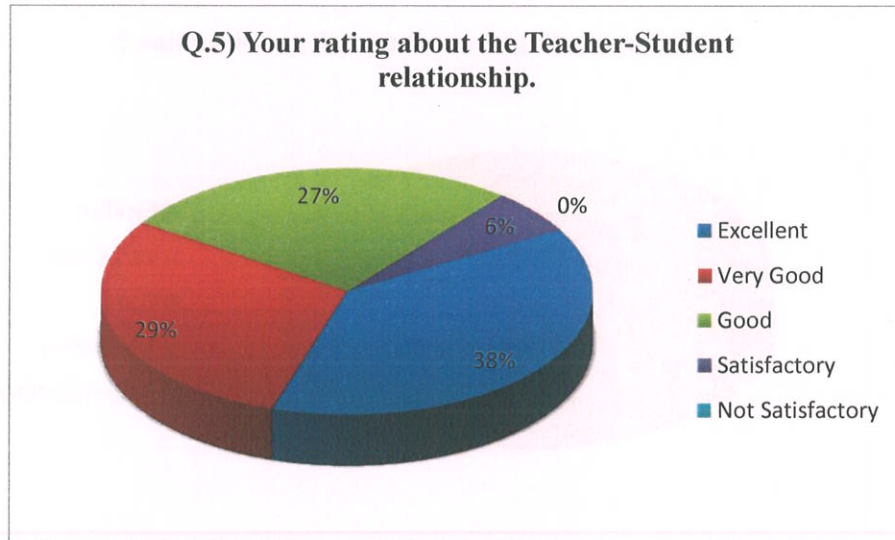
	Grade	No. of Parents	Percentage
Q.4)	Excellent	14	41.18%
	Very Good	10	29.41%
	Good	8	23.53%
	Satisfactory	2	5.88%
	Not Satisfactory	0	0.00%

Q.4) The impact of teacher in motivating your ward.



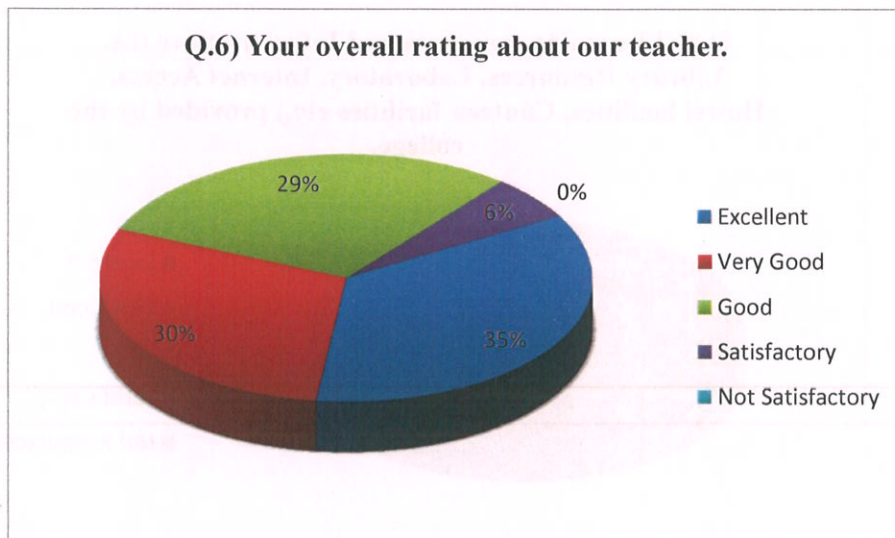
Q.5) Your rating about the Teacher-Student relationship.

	Grade	No. of Parents	Percentage
Q.5)	Excellent	13	38.24%
	Very Good	10	29.41%
	Good	9	26.47%
	Satisfactory	2	5.88%
	Not Satisfactory	0	0.00%



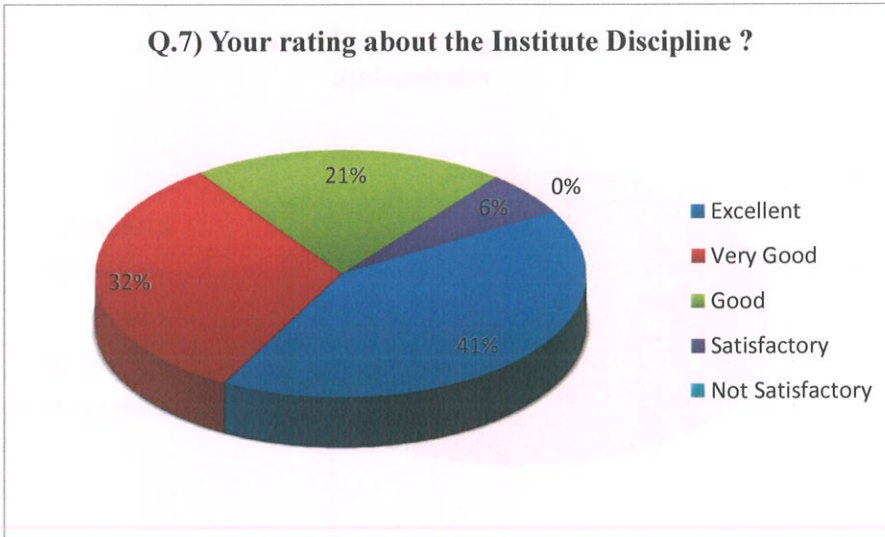
Q.6) Your overall rating about our teacher.

	Grade	No. of Parents	Percentage
Q.6)	Excellent	12	35.29%
	Very Good	10	29.41%
	Good	10	29.41%
	Satisfactory	2	5.88%
	Not Satisfactory	0	0.00%



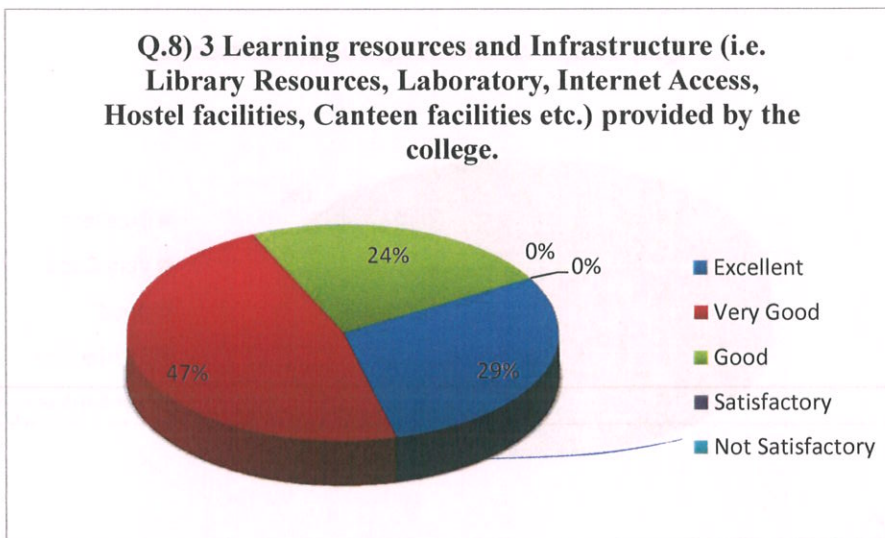
Q.7) Your rating about the Institute Discipline?

	Grade	No. of Parents	Percentage
Q.7)	Excellent	14	41.18%
	Very Good	11	32.35%
	Good	7	20.59%
	Satisfactory	2	5.88%
	Not Satisfactory	0	0.00%



Q.8) 3 Learning resources and Infrastructure (i.e. Library Resources, Laboratory, Internet Access, Hostel facilities, Canteen facilities etc.) provided by the college.

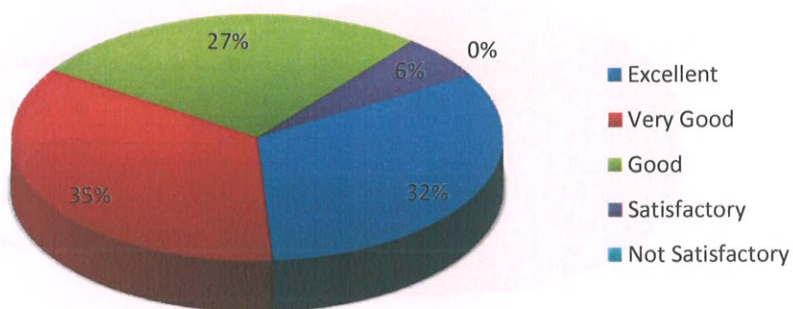
	Grade	No. of Parents	Percentage
Q.8)	Excellent	10	29.41%
	Very Good	16	47.06%
	Good	8	23.53%
	Satisfactory	0	0.00%
	Not Satisfactory	0	0.00%



Q.9) Friendliness and Courteousness of the Institute Teaching and Non-teaching staff.

	Grade	No. of Parents	Percentage
Q.9)	Excellent	11	32.35%
	Very Good	12	35.29%
	Good	9	26.47%
	Satisfactory	2	5.88%
	Not Satisfactory	0	0.00%

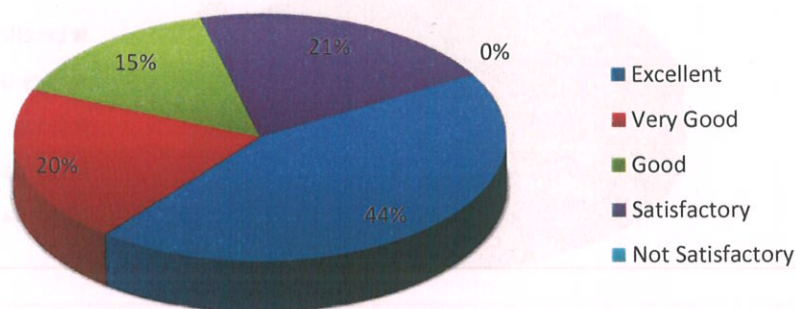
Q.9) Friendliness and Courteousness of the Institute Teaching and Non-teaching staff .



Q.10) You experience a sense of parental pride when you say your child is from this college?

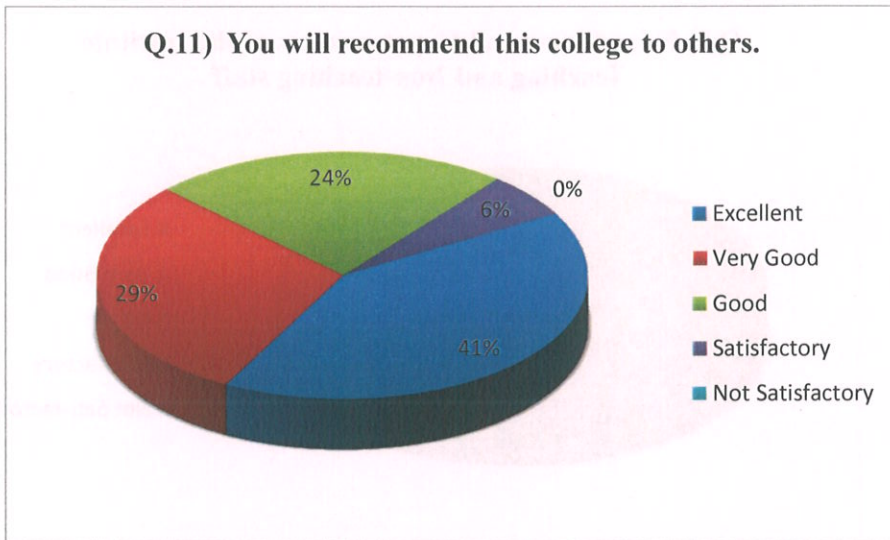
	Grade	No. of Parents	Percentage
Q.10)	Excellent	15	44.12%
	Very Good	7	20.59%
	Good	5	14.71%
	Satisfactory	7	20.59%
	Not Satisfactory	0	0.00%

Q.10) You experience a sense of parental pride when you say your child is from this college?



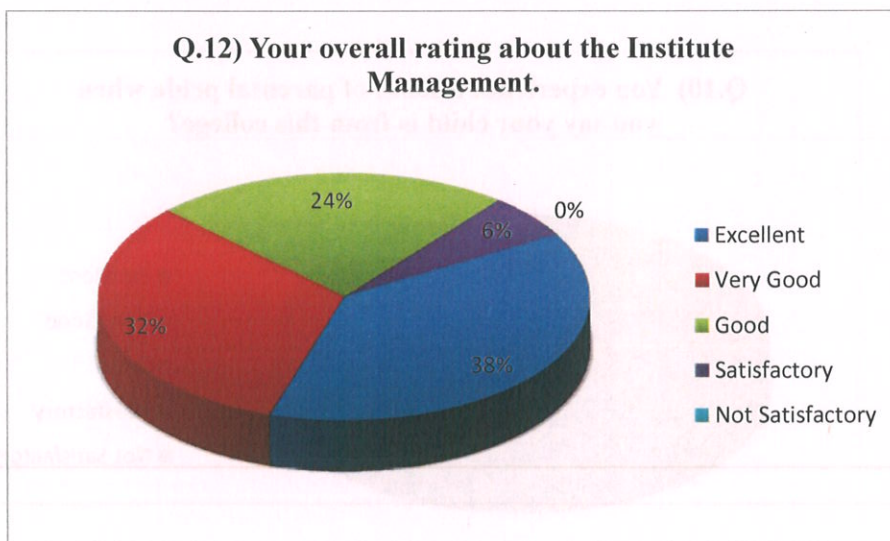
Q.11) You will recommend this college to others.

	Grade	No. of Parents	Percentage
Q.11)	Excellent	14	41.18%
	Very Good	10	29.41%
	Good	8	23.53%
	Satisfactory	2	5.88%
	Not Satisfactory	0	0.00%



Q.12) Your overall rating about the Institute Management.

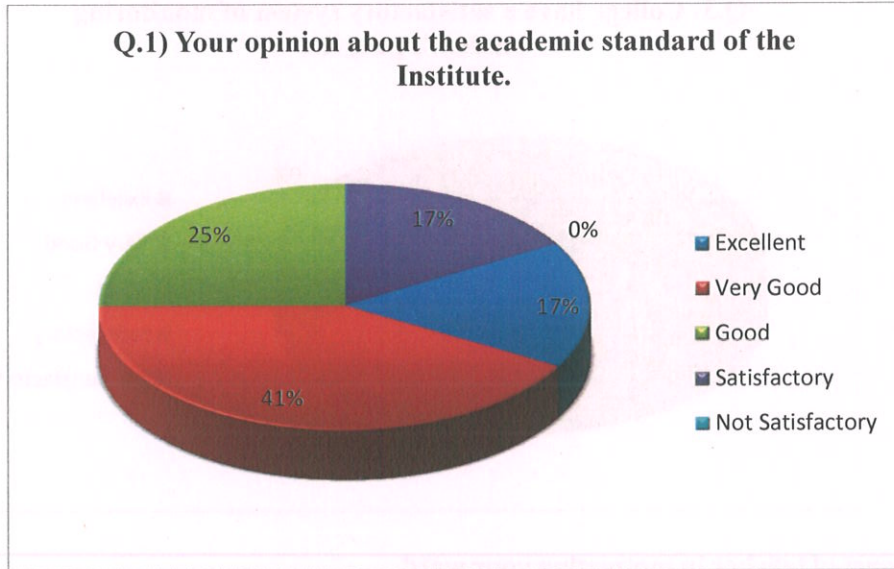
	Grade	No. of Parents	Percentage
Q.12)	Excellent	13	38.24%
	Very Good	11	32.35%
	Good	8	23.53%
	Satisfactory	2	5.88%
	Not Satisfactory	0	0.00%



NAME OF THE DEPARTMENT: PHILOSOPHY

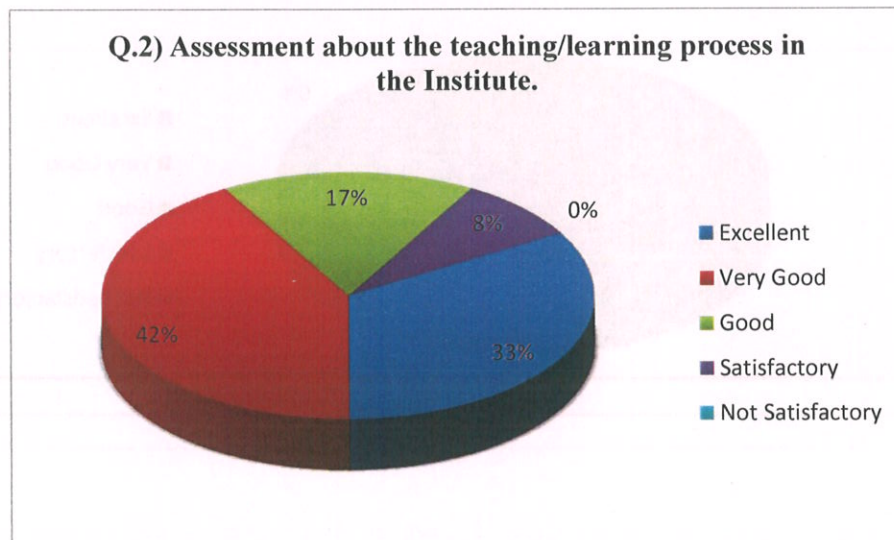
Q.1) Your opinion about the academic standard of the Institute.

	Grade	No. of Parents	Percentage
Q.1)	Excellent	2	16.67%
	Very Good	5	41.67%
	Good	3	25.00%
	Satisfactory	2	16.67%
	Not Satisfactory	0	0.00%



Q.2) Assessment about the teaching/learning process in the Institute.

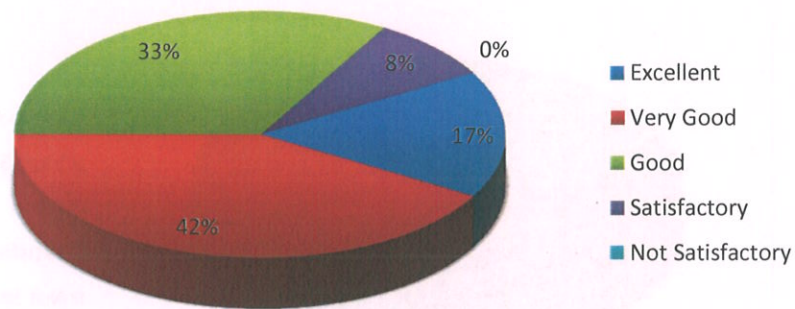
	Grade	No. of Parents	Percentage
Q.2)	Excellent	4	33.33%
	Very Good	5	41.67%
	Good	2	16.67%
	Satisfactory	1	8.33%
	Not Satisfactory	0	0.00%



Q.3) College have a satisfactory system of monitoring student's progress.

	Grade	No. of Parents	Percentage
Q.3)	Excellent	2	16.67%
	Very Good	5	41.67%
	Good	4	33.33%
	Satisfactory	1	8.33%
	Not Satisfactory	0	0.00%

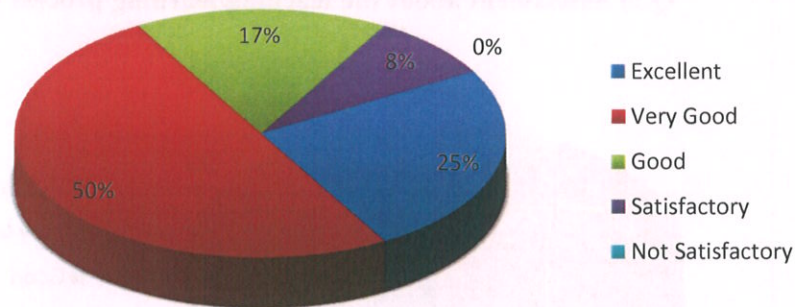
Q.3) College have a satisfactory system of monitoring student's progress



Q.4) The impact of teacher in motivating your ward.

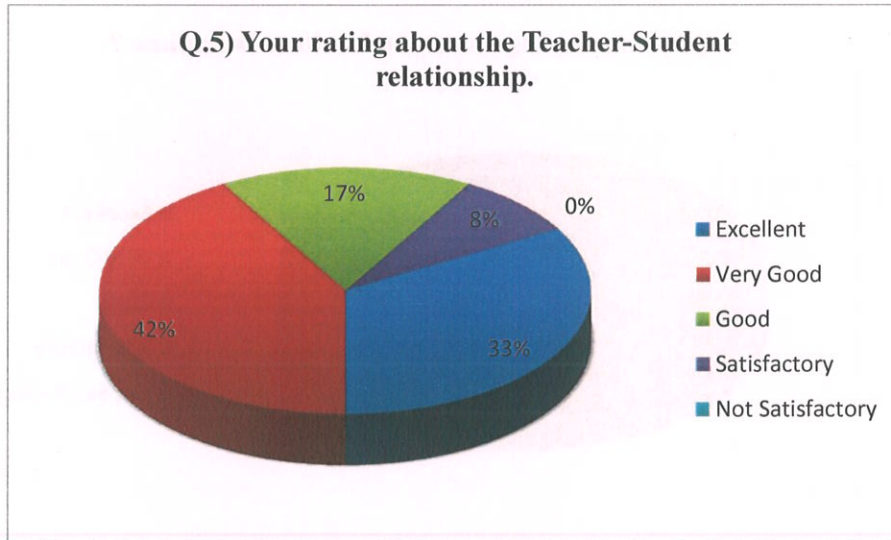
	Grade	No. of Parents	Percentage
Q.4)	Excellent	3	25.00%
	Very Good	6	50.00%
	Good	2	16.67%
	Satisfactory	1	8.33%
	Not Satisfactory	0	0.00%

Q.4) The impact of teacher in motivating your ward.



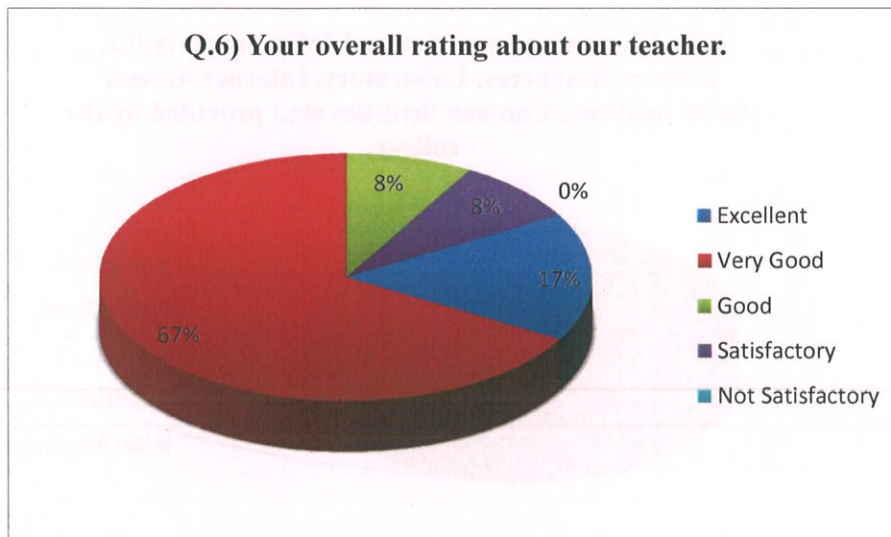
Q.5) Your rating about the Teacher-Student relationship.

	Grade	No. of Parents	Percentage
Q.5)	Excellent	4	33.33%
	Very Good	5	41.67%
	Good	2	16.67%
	Satisfactory	1	8.33%
	Not Satisfactory	0	0.00%



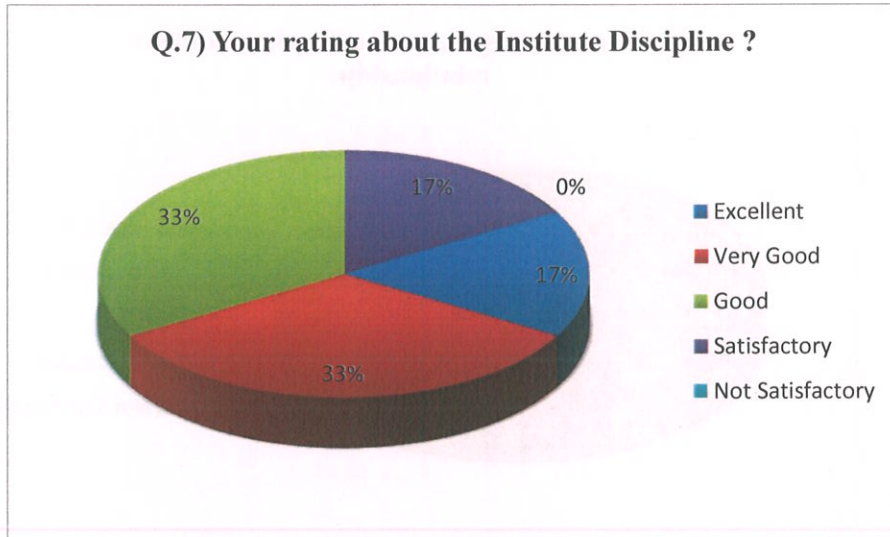
Q.6) Your overall rating about our teacher.

	Grade	No. of Parents	Percentage
Q.6)	Excellent	2	16.67%
	Very Good	8	66.67%
	Good	1	8.33%
	Satisfactory	1	8.33%
	Not Satisfactory	0	0.00%



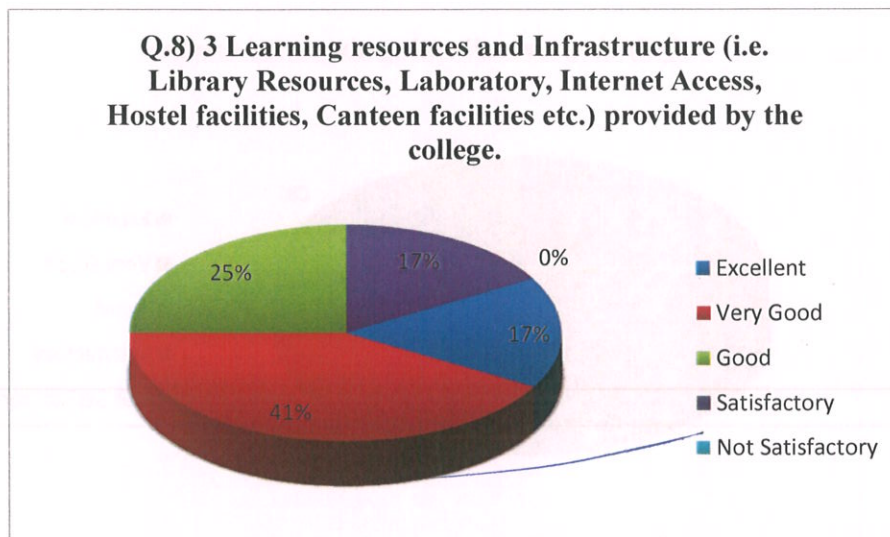
Q.7) Your rating about the Institute Discipline?

	Grade	No. of Parents	Percentage
Q.7)	Excellent	2	16.67%
	Very Good	4	33.33%
	Good	4	33.33%
	Satisfactory	2	16.67%
	Not Satisfactory	0	0.00%



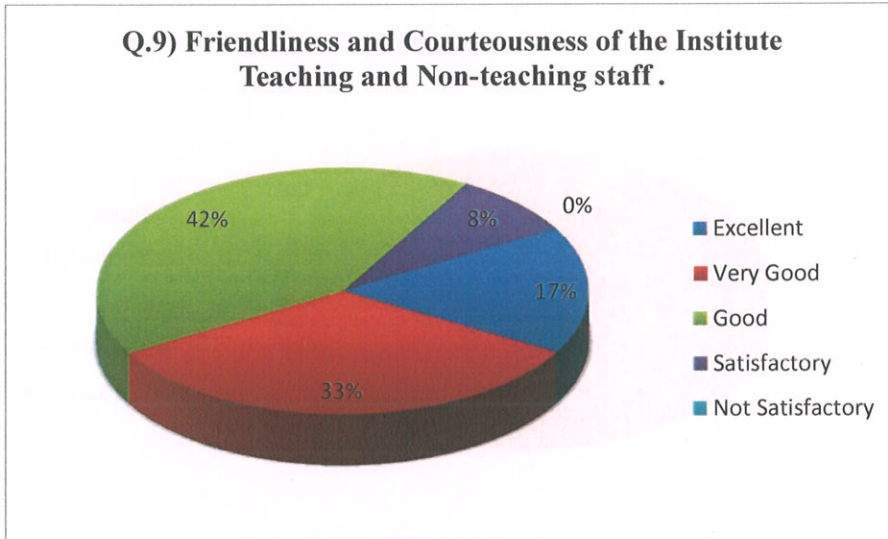
Q.8) 3 Learning resources and Infrastructure (i.e. Library Resources, Laboratory, Internet Access, Hostel facilities, Canteen facilities etc.) provided by the college.

	Grade	No. of Parents	Percentage
Q.8)	Excellent	2	16.67%
	Very Good	5	41.67%
	Good	3	25.00%
	Satisfactory	2	16.67%
	Not Satisfactory	0	0.00%



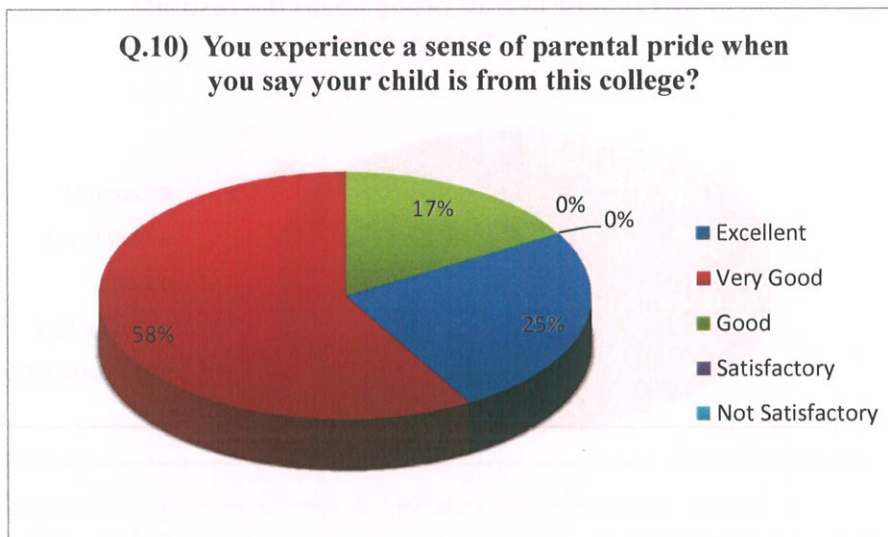
Q.9) Friendliness and Courteousness of the Institute Teaching and Non-teaching staff.

	Grade	No. of Parents	Percentage
Q.9)	Excellent	2	16.67%
	Very Good	4	33.33%
	Good	5	41.67%
	Satisfactory	1	8.33%
	Not Satisfactory	0	0.00%



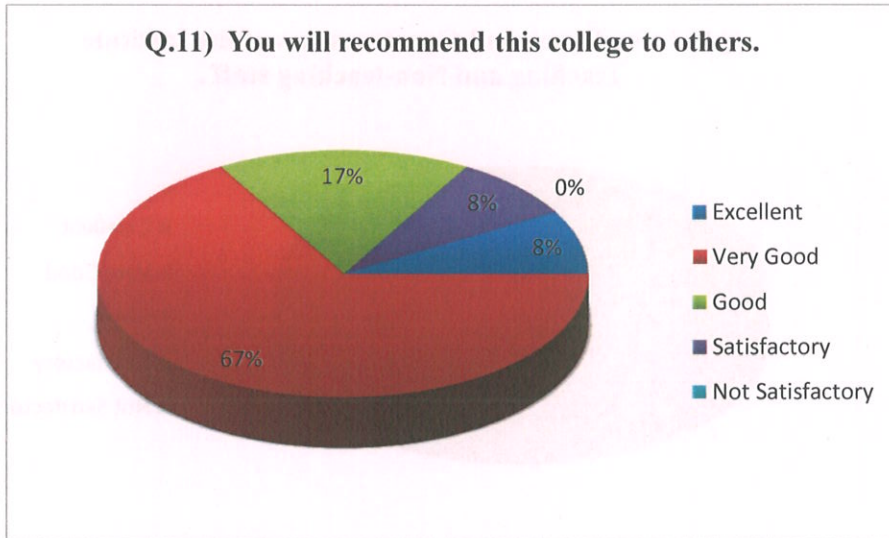
Q.10) You experience a sense of parental pride when you say your child is from this college?

	Grade	No. of Parents	Percentage
Q.10)	Excellent	3	25.00%
	Very Good	7	58.33%
	Good	2	16.67%
	Satisfactory	0	0.00%
	Not Satisfactory	0	0.00%



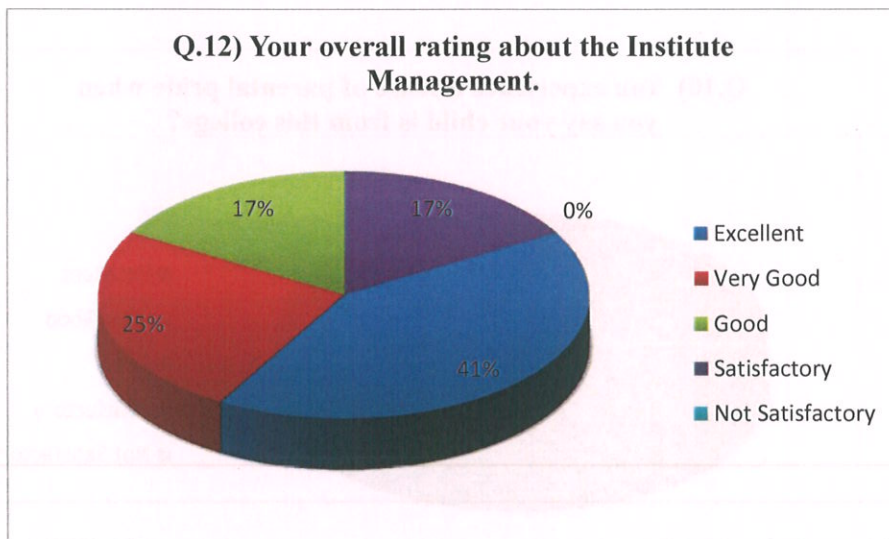
Q.11) You will recommend this college to others.

	Grade	No. of Parents	Percentage
Q.11)	Excellent	1	8.33%
	Very Good	8	66.67%
	Good	2	16.67%
	Satisfactory	1	8.33%
	Not Satisfactory	0	0.00%



Q.12) Your overall rating about the Institute Management.

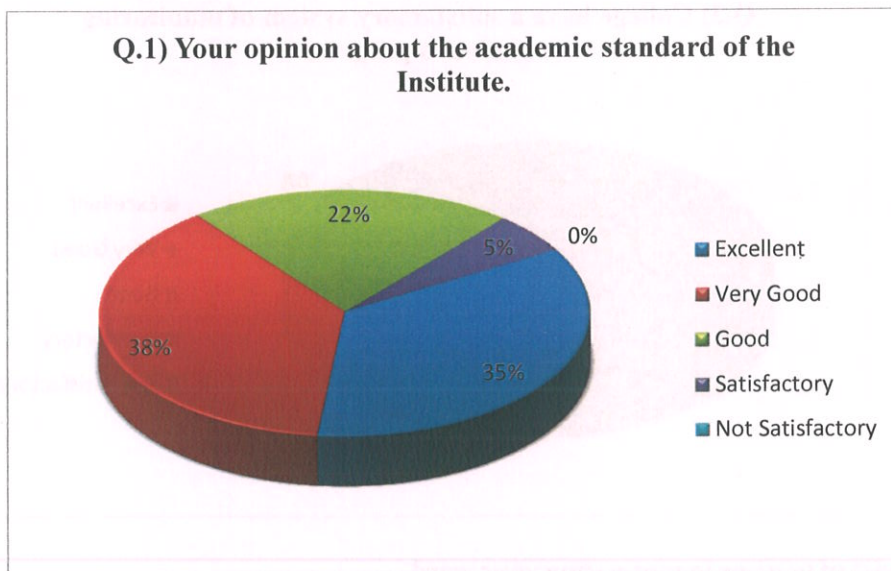
	Grade	No. of Parents	Percentage
Q.12)	Excellent	5	41.67%
	Very Good	3	25.00%
	Good	2	16.67%
	Satisfactory	2	16.67%
	Not Satisfactory	0	0.00%



NAME OF THE DEPARTMENT: PHYSICS

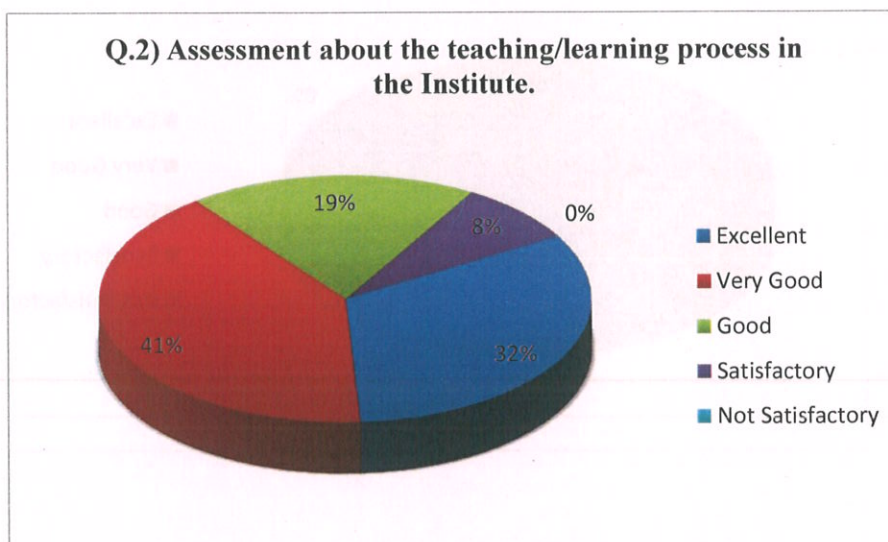
Q.1) Your opinion about the academic standard of the Institute.

	Grade	No. of Parents	Percentage
Q.1)	Excellent	13	35.14%
	Very Good	14	37.84%
	Good	8	21.62%
	Satisfactory	2	5.41%
	Not Satisfactory	0	0.00%



Q.2) Assessment about the teaching/learning process in the Institute.

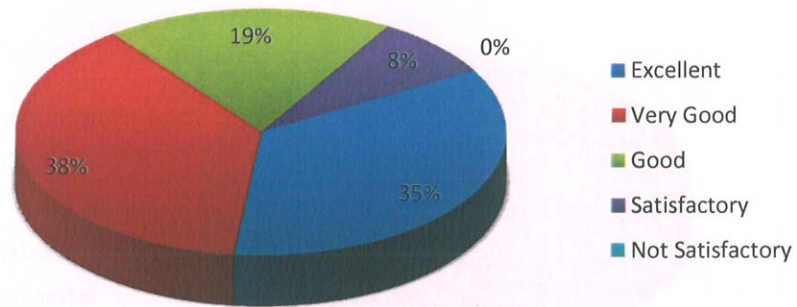
	Grade	No. of Parents	Percentage
Q.2)	Excellent	12	32.43%
	Very Good	15	40.54%
	Good	7	18.92%
	Satisfactory	3	8.11%
	Not Satisfactory	0	0.00%



Q.3) College have a satisfactory system of monitoring student's progress.

	Grade	No. of Parents	Percentage
Q.3)	Excellent	13	35.14%
	Very Good	14	37.84%
	Good	7	18.92%
	Satisfactory	3	8.11%
	Not Satisfactory	0	0.00%

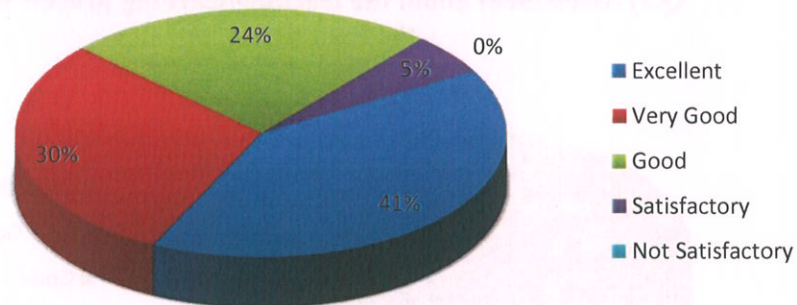
Q.3) College have a satisfactory system of monitoring student's progress



Q.4) The impact of teacher in motivating your ward.

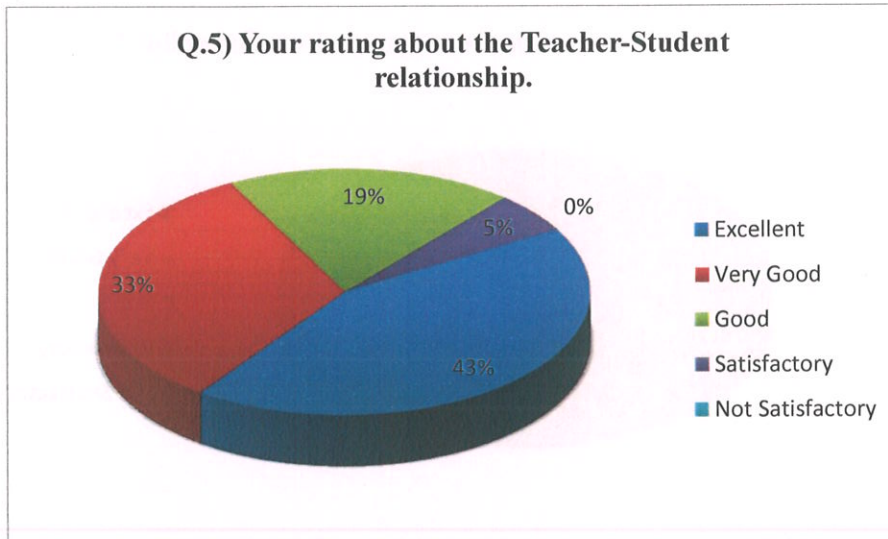
	Grade	No. of Parents	Percentage
Q.4)	Excellent	15	40.54%
	Very Good	11	29.73%
	Good	9	24.32%
	Satisfactory	2	5.41%
	Not Satisfactory	0	0.00%

Q.4) The impact of teacher in motivating your ward.



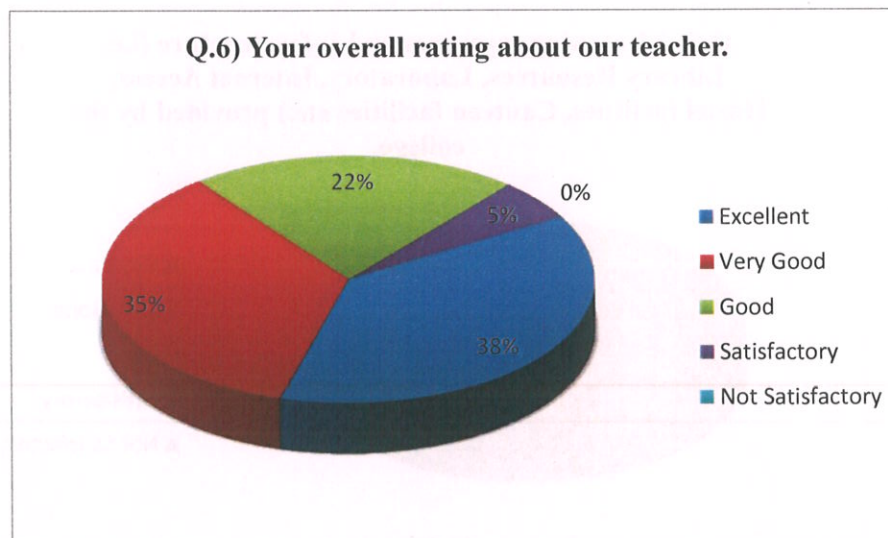
Q.5) Your rating about the Teacher-Student relationship.

	Grade	No. of Parents	Percentage
Q.5)	Excellent	16	43.24%
	Very Good	12	32.43%
	Good	7	18.92%
	Satisfactory	2	5.41%
	Not Satisfactory	0	0.00%



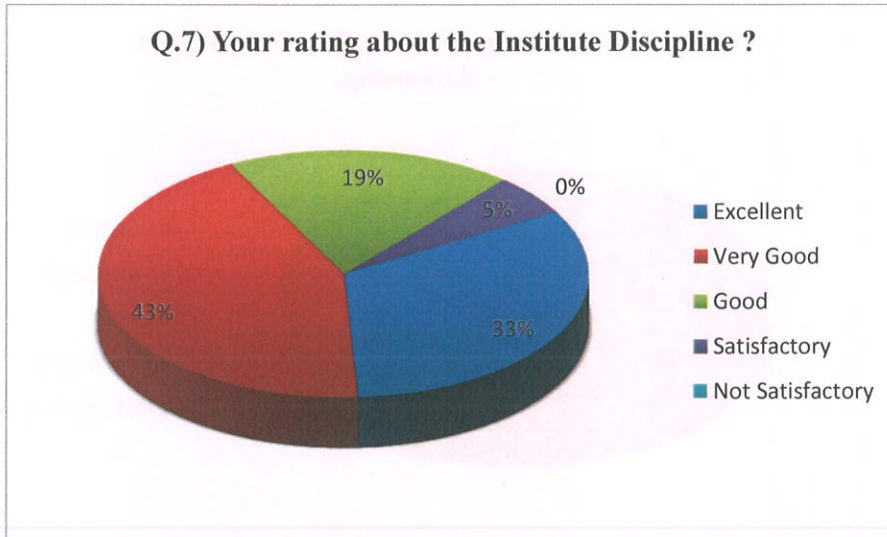
Q.6) Your overall rating about our teacher.

	Grade	No. of Parents	Percentage
Q.6)	Excellent	14	37.84%
	Very Good	13	35.14%
	Good	8	21.62%
	Satisfactory	2	5.41%
	Not Satisfactory	0	0.00%



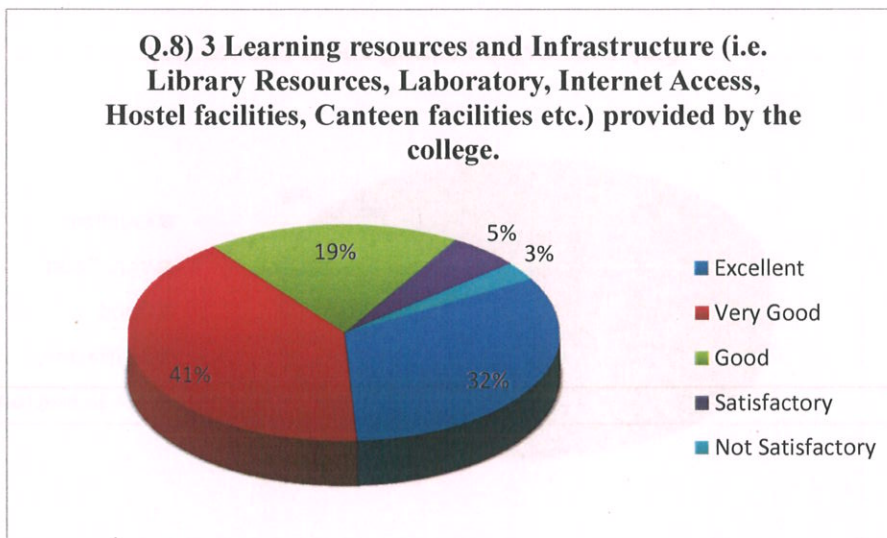
Q.7) Your rating about the Institute Discipline?

	Grade	No. of Parents	Percentage
Q.7)	Excellent	12	32.43%
	Very Good	16	43.24%
	Good	7	18.92%
	Satisfactory	2	5.41%
	Not Satisfactory	0	0.00%



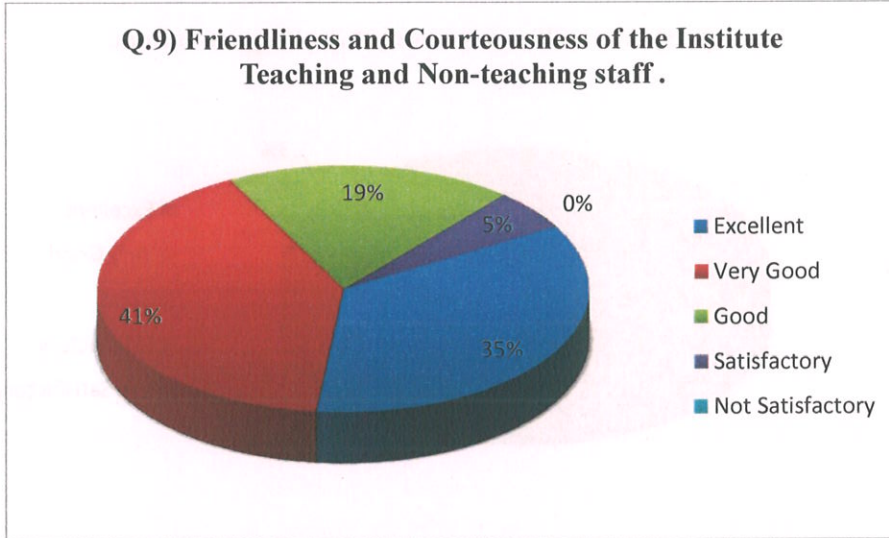
Q.8) 3 Learning resources and Infrastructure (i.e. Library Resources, Laboratory, Internet Access, Hostel facilities, Canteen facilities etc.) provided by the college.

	Grade	No. of Parents	Percentage
Q.8)	Excellent	12	32.43%
	Very Good	15	40.54%
	Good	7	18.92%
	Satisfactory	2	5.41%
	Not Satisfactory	1	2.70%



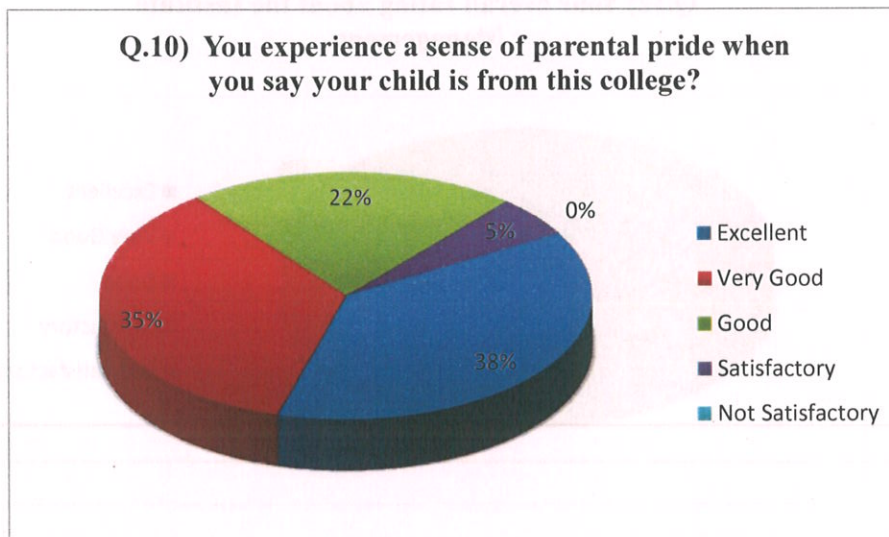
Q.9) Friendliness and Courteousness of the Institute Teaching and Non-teaching staff.

	Grade	No. of Parents	Percentage
Q.9)	Excellent	13	35.14%
	Very Good	15	40.54%
	Good	7	18.92%
	Satisfactory	2	5.41%
	Not Satisfactory	0	0.00%



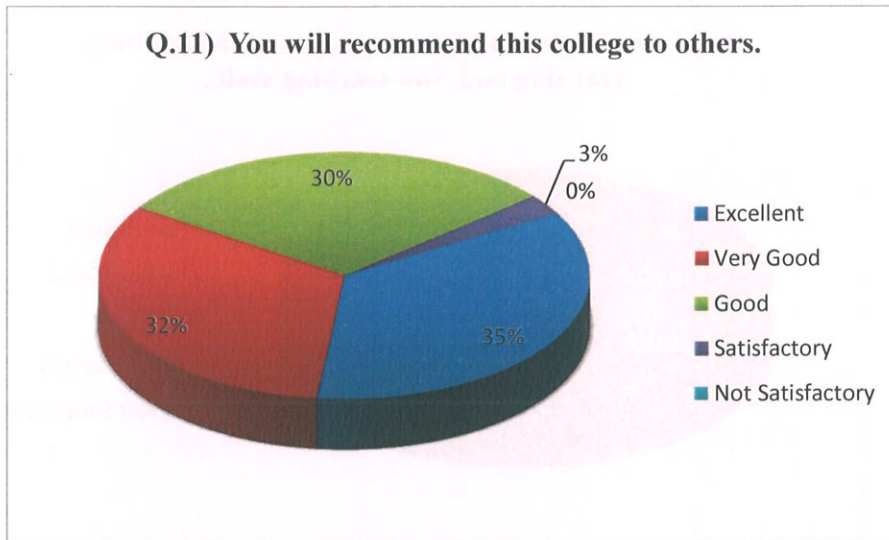
Q.10) You experience a sense of parental pride when you say your child is from this college?

	Grade	No. of Parents	Percentage
Q.10)	Excellent	14	37.84%
	Very Good	13	35.14%
	Good	8	21.62%
	Satisfactory	2	5.41%
	Not Satisfactory	0	0.00%



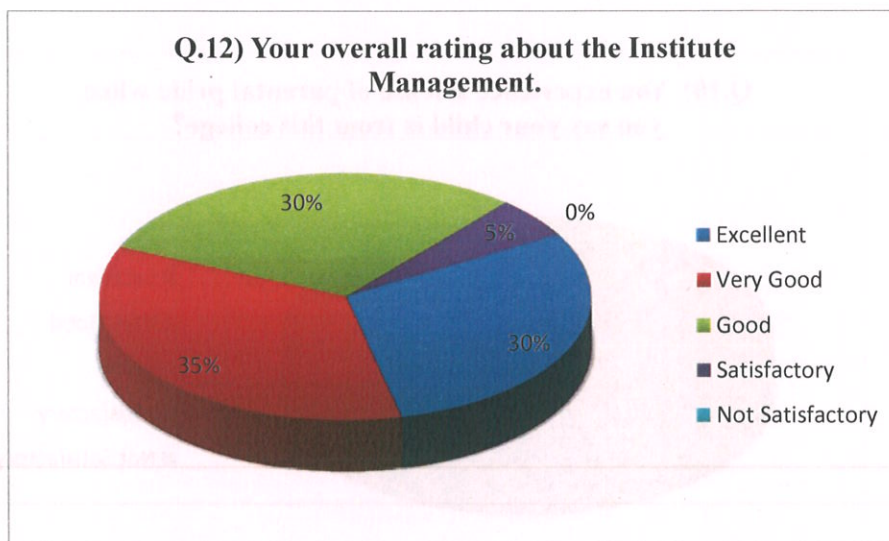
Q.11) You will recommend this college to others.

	Grade	No. of Parents	Percentage
Q.11)	Excellent	13	35.14%
	Very Good	12	32.43%
	Good	11	29.73%
	Satisfactory	1	2.70%
	Not Satisfactory	0	0.00%



Q.12) Your overall rating about the Institute Management.

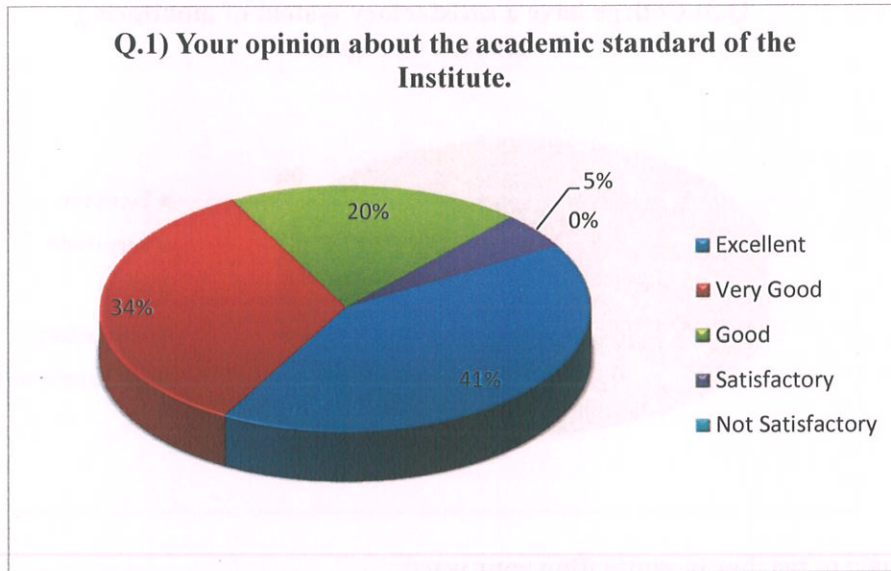
	Grade	No. of Parents	Percentage
Q.12)	Excellent	11	29.73%
	Very Good	13	35.14%
	Good	11	29.73%
	Satisfactory	2	5.41%
	Not Satisfactory	0	0.00%



NAME OF THE DEPARTMENT: POLITICAL SCIENCE

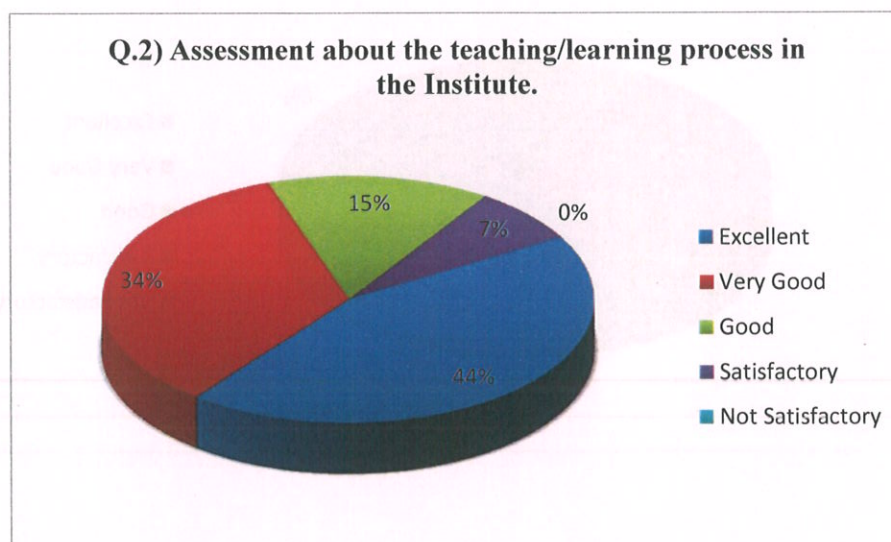
Q.1) Your opinion about the academic standard of the Institute.

	Grade	No. of Parents	Percentage
Q.1)	Excellent	17	41.46%
	Very Good	14	34.15%
	Good	8	19.51%
	Satisfactory	2	4.88%
	Not Satisfactory	0	0.00%



Q.2) Assessment about the teaching/learning process in the Institute.

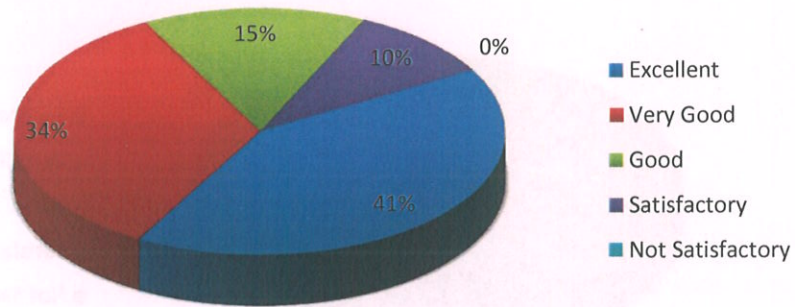
	Grade	No. of Parents	Percentage
Q.2)	Excellent	18	43.90%
	Very Good	14	34.15%
	Good	6	14.63%
	Satisfactory	3	7.32%
	Not Satisfactory	0	0.00%



Q.3) College have a satisfactory system of monitoring student's progress.

	Grade	No. of Parents	Percentage
Q.3)	Excellent	17	41.46%
	Very Good	14	34.15%
	Good	6	14.63%
	Satisfactory	4	9.76%
	Not Satisfactory	0	0.00%

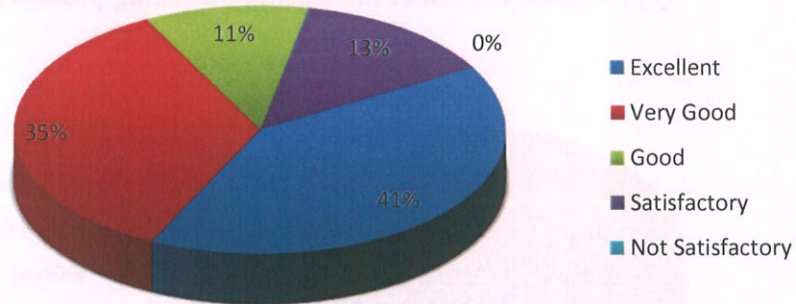
Q.3) College have a satisfactory system of monitoring student's progress



Q.4) The impact of teacher in motivating your ward.

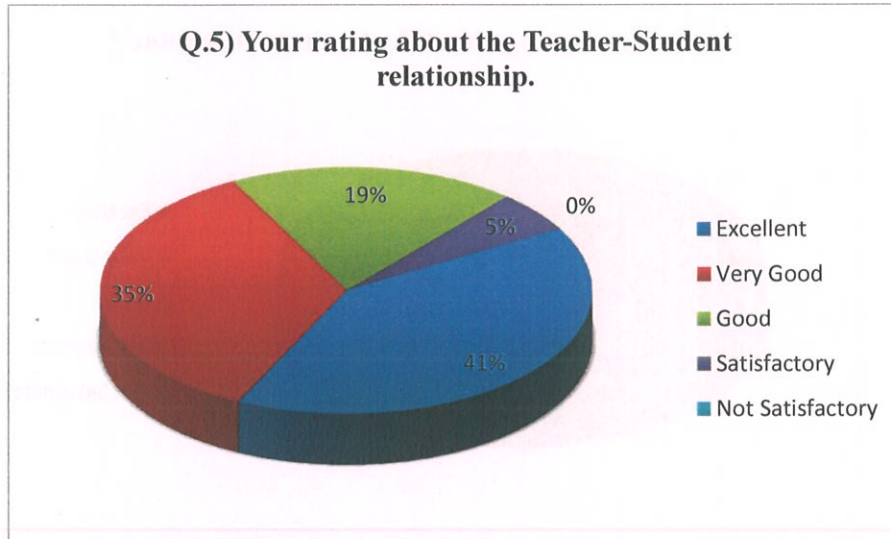
	Grade	No. of Parents	Percentage
Q.4)	Excellent	15	36.59%
	Very Good	13	31.71%
	Good	4	9.76%
	Satisfactory	5	12.20%
	Not Satisfactory	0	0.00%

Q.4) The impact of teacher in motivating your ward.



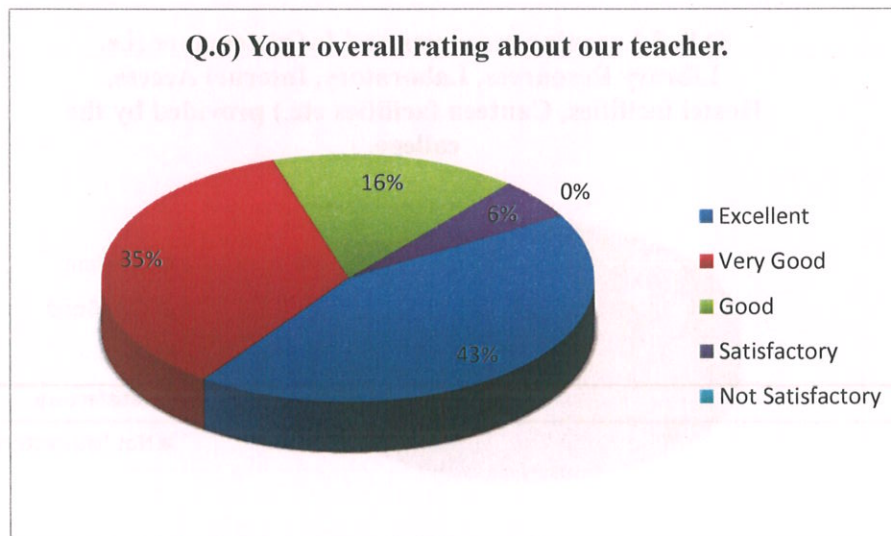
Q.5) Your rating about the Teacher-Student relationship.

	Grade	No. of Parents	Percentage
Q.5)	Excellent	15	36.59%
	Very Good	13	31.71%
	Good	7	17.07%
	Satisfactory	2	4.88%
	Not Satisfactory	0	0.00%



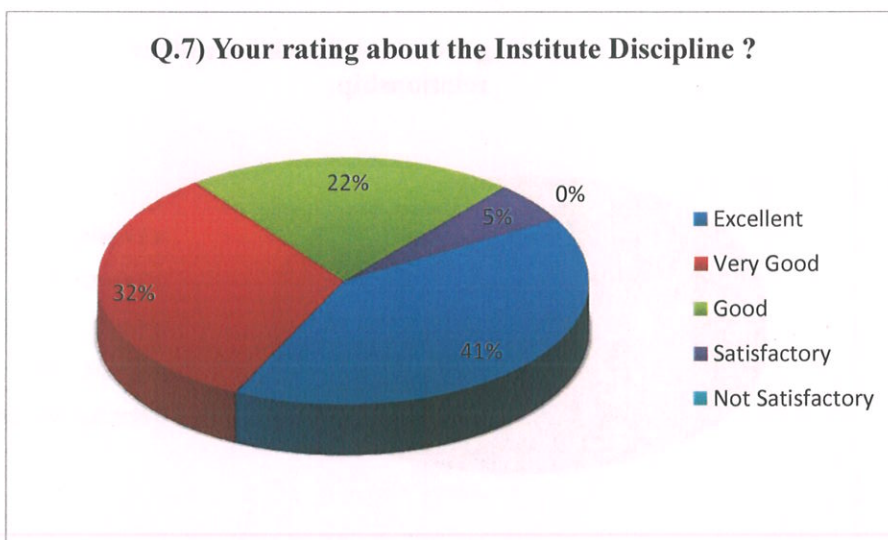
Q.6) Your overall rating about our teacher.

	Grade	No. of Parents	Percentage
Q.6)	Excellent	16	39.02%
	Very Good	13	31.71%
	Good	6	14.63%
	Satisfactory	2	4.88%
	Not Satisfactory	0	0.00%



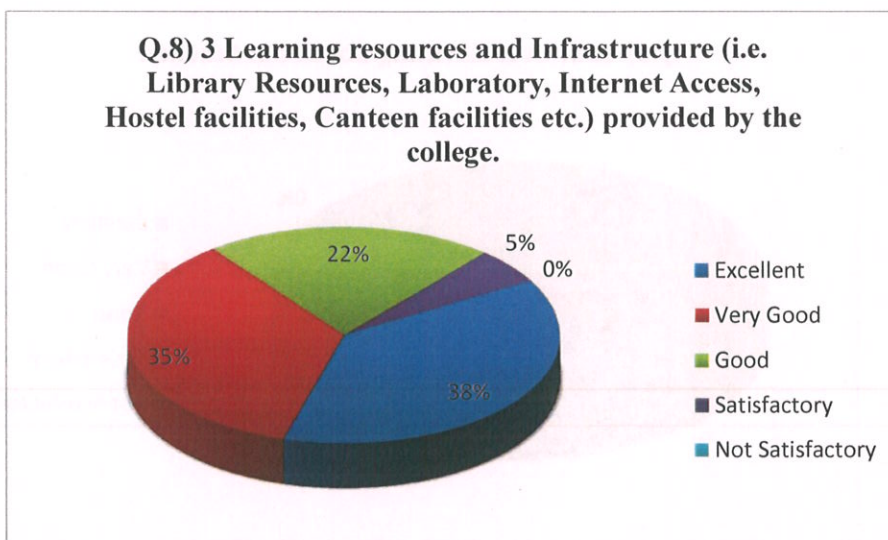
Q.7) Your rating about the Institute Discipline?

	Grade	No. of Parents	Percentage
Q.7)	Excellent	15	36.59%
	Very Good	12	29.27%
	Good	8	19.51%
	Satisfactory	2	4.88%
	Not Satisfactory	0	0.00%



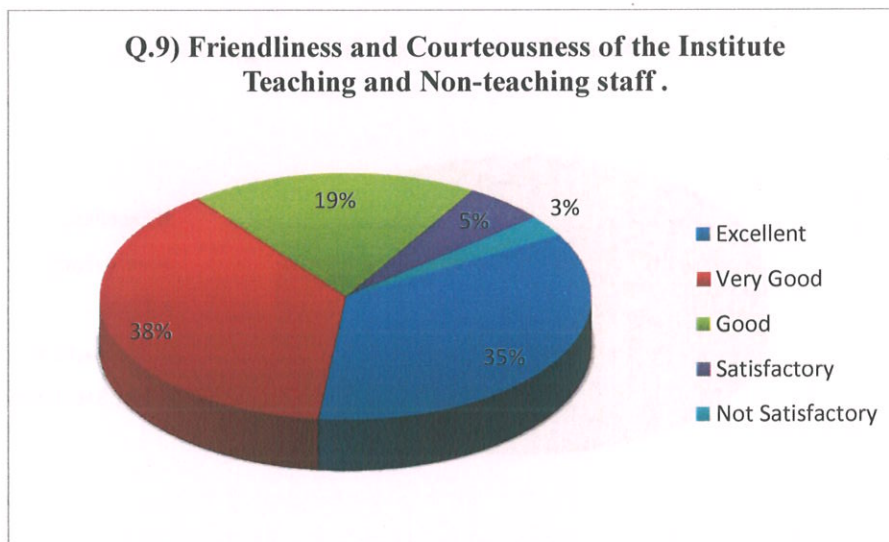
Q.8) 3 Learning resources and Infrastructure (i.e. Library Resources, Laboratory, Internet Access, Hostel facilities, Canteen facilities etc.) provided by the college.

	Grade	No. of Parents	Percentage
Q.8)	Excellent	14	34.15%
	Very Good	13	31.71%
	Good	8	19.51%
	Satisfactory	2	4.88%
	Not Satisfactory	0	0.00%



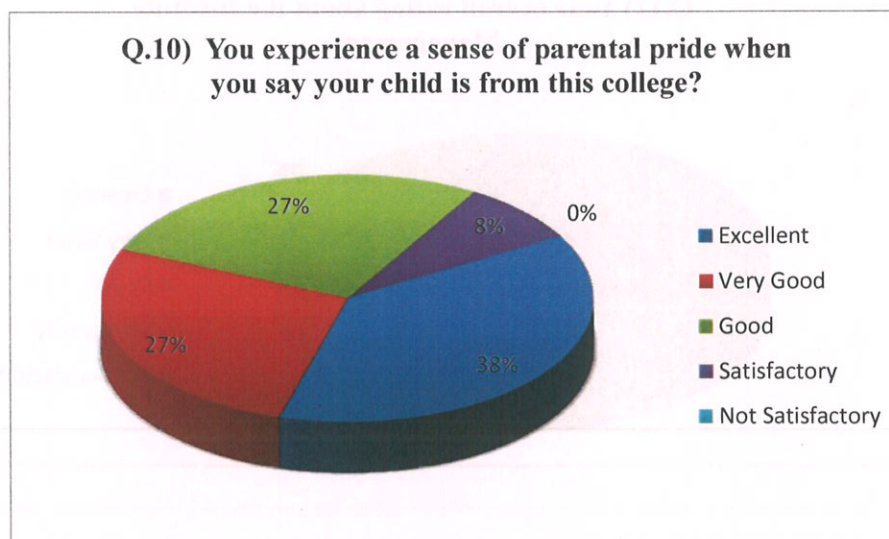
Q.9) Friendliness and Courteousness of the Institute Teaching and Non-teaching staff.

	Grade	No. of Parents	Percentage
Q.9)	Excellent	13	31.71%
	Very Good	14	34.15%
	Good	7	17.07%
	Satisfactory	2	4.88%
	Not Satisfactory	1	2.44%



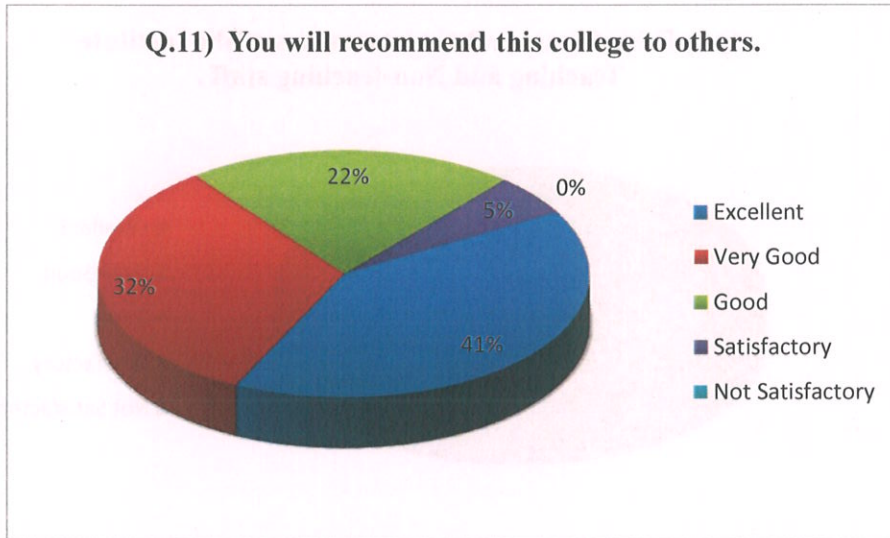
Q.10) You experience a sense of parental pride when you say your child is from this college?

	Grade	No. of Parents	Percentage
Q.10)	Excellent	14	34.15%
	Very Good	10	24.39%
	Good	10	24.39%
	Satisfactory	3	7.32%
	Not Satisfactory	0	0.00%



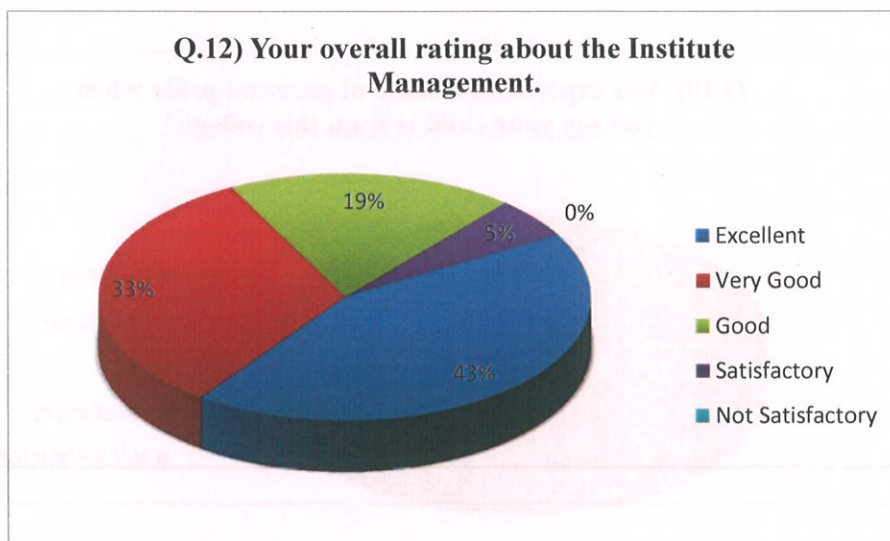
Q.11) You will recommend this college to others.

	Grade	No. of Parents	Percentage
Q.11)	Excellent	15	36.59%
	Very Good	12	29.27%
	Good	8	19.51%
	Satisfactory	2	4.88%
	Not Satisfactory	0	0.00%



Q.12) Your overall rating about the Institute Management.

	Grade	No. of Parents	Percentage
Q.12)	Excellent	16	39.02%
	Very Good	12	29.27%
	Good	7	17.07%
	Satisfactory	2	4.88%
	Not Satisfactory	0	0.00%

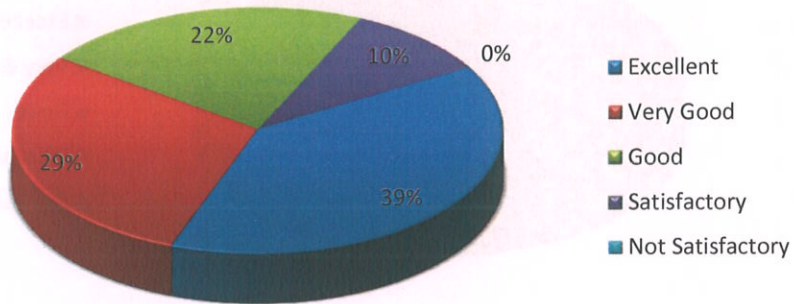


NAME OF THE DEPARTMENT: PSYCHOLOGY

Q.1) Your opinion about the academic standard of the Institute.

	Grade	No. of Parents	Percentage
Q.1)	Excellent	16	39.02%
	Very Good	12	29.27%
	Good	9	21.95%
	Satisfactory	4	9.76%
	Not Satisfactory	0	0.00%

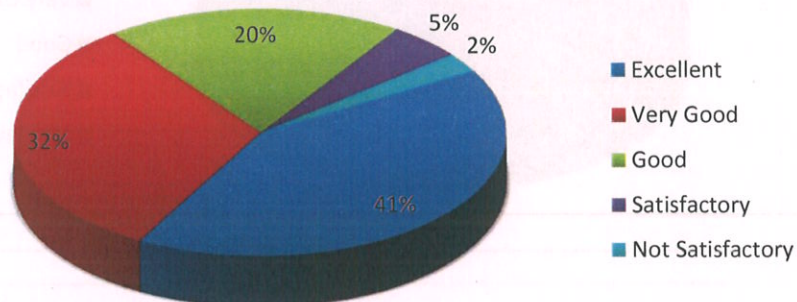
Q.1) Your opinion about the academic standard of the Institute.



Q.2) Assessment about the teaching/learning process in the Institute.

	Grade	No. of Parents	Percentage
Q.2)	Excellent	17	41.46%
	Very Good	13	31.71%
	Good	8	19.51%
	Satisfactory	2	4.88%
	Not Satisfactory	1	2.44%

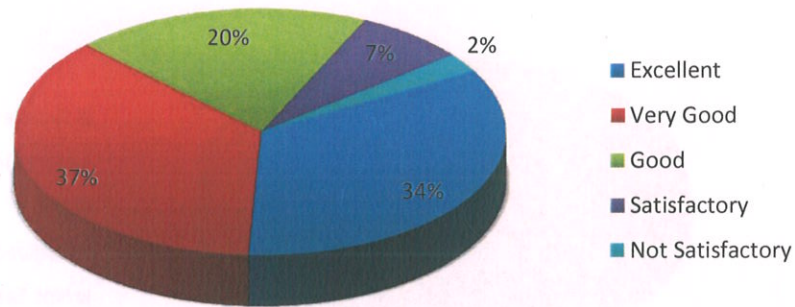
Q.2) Assessment about the teaching/learning process in the Institute.



Q.3) College have a satisfactory system of monitoring student's progress.

	Grade	No. of Parents	Percentage
Q.3)	Excellent	14	34.15%
	Very Good	15	36.59%
	Good	8	19.51%
	Satisfactory	3	7.32%
	Not Satisfactory	1	2.44%

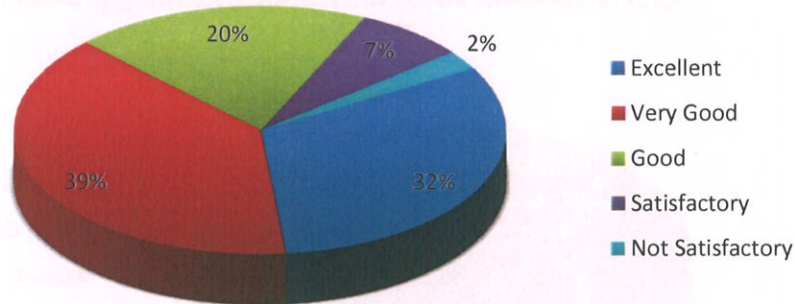
Q.3) College have a satisfactory system of monitoring student's progress



Q.4) The impact of teacher in motivating your ward.

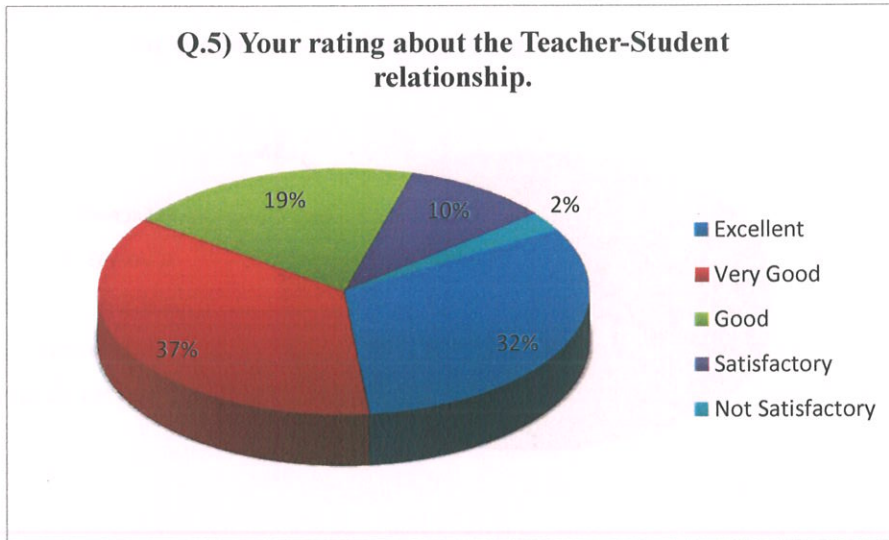
	Grade	No. of Parents	Percentage
Q.4)	Excellent	13	31.71%
	Very Good	16	39.02%
	Good	8	19.51%
	Satisfactory	3	7.32%
	Not Satisfactory	1	2.44%

Q.4) The impact of teacher in motivating your ward.



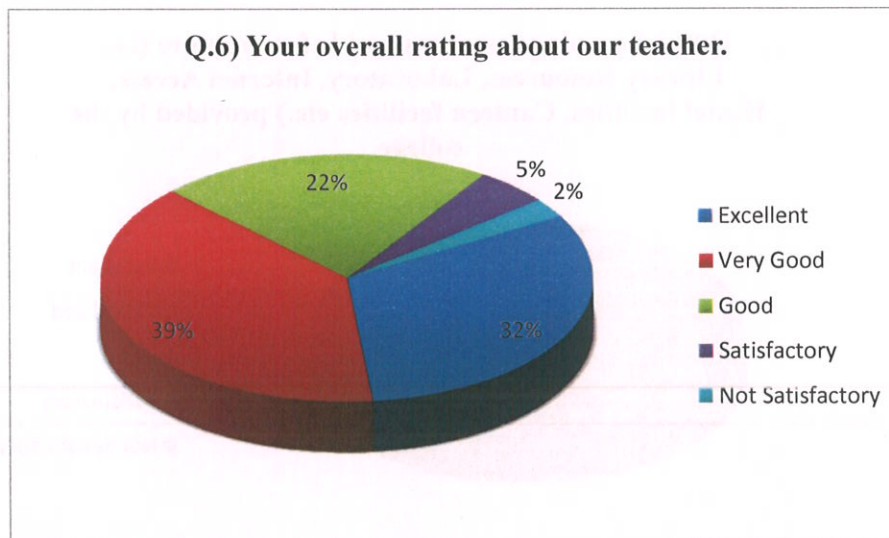
Q.5) Your rating about the Teacher-Student relationship.

	Grade	No. of Parents	Percentage
Q.5)	Excellent	13	31.71%
	Very Good	15	36.59%
	Good	8	19.51%
	Satisfactory	4	9.76%
	Not Satisfactory	1	2.44%



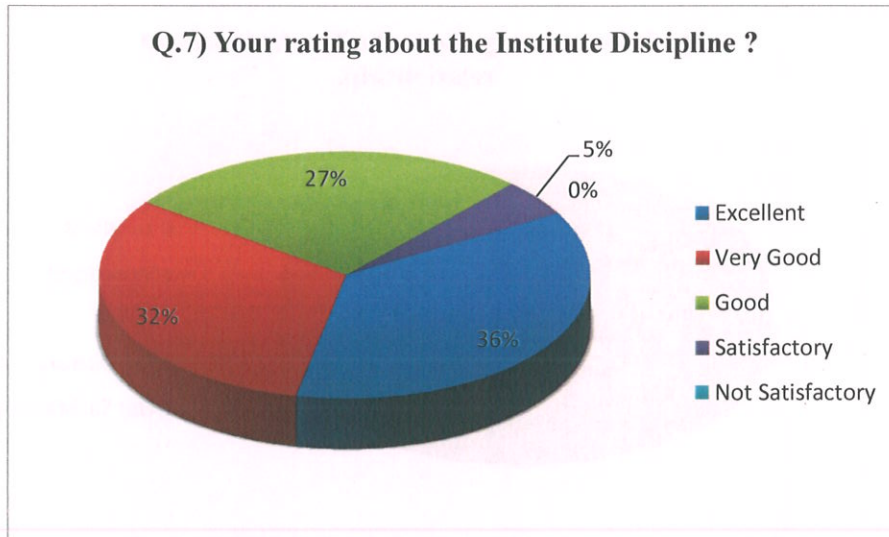
Q.6) Your overall rating about our teacher.

	Grade	No. of Parents	Percentage
Q.6)	Excellent	13	31.71%
	Very Good	16	39.02%
	Good	9	21.95%
	Satisfactory	2	4.88%
	Not Satisfactory	1	2.44%



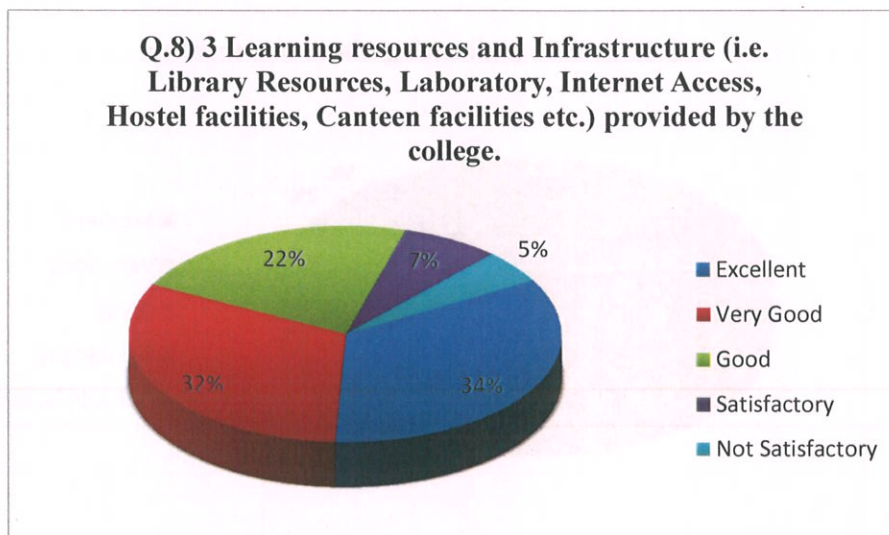
Q.7) Your rating about the Institute Discipline?

	Grade	No. of Parents	Percentage
Q.7)	Excellent	15	36.59%
	Very Good	13	31.71%
	Good	11	26.83%
	Satisfactory	2	4.88%
	Not Satisfactory	0	0.00%



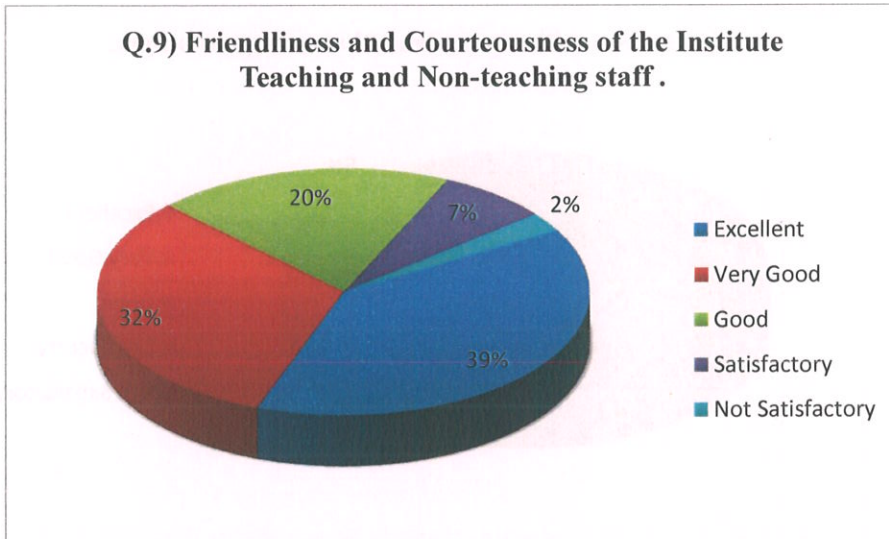
Q.8) 3 Learning resources and Infrastructure (i.e. Library Resources, Laboratory, Internet Access, Hostel facilities, Canteen facilities etc.) provided by the college.

	Grade	No. of Parents	Percentage
Q.8)	Excellent	14	34.15%
	Very Good	13	31.71%
	Good	9	21.95%
	Satisfactory	3	7.32%
	Not Satisfactory	2	4.88%



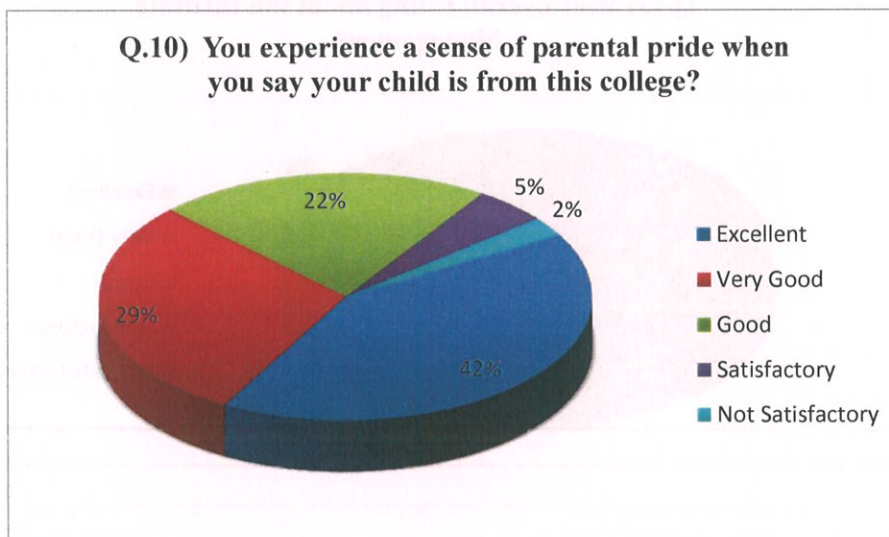
Q.9) Friendliness and Courteousness of the Institute Teaching and Non-teaching staff.

	Grade	No. of Parents	Percentage
Q.9)	Excellent	16	39.02%
	Very Good	13	31.71%
	Good	8	19.51%
	Satisfactory	3	7.32%
	Not Satisfactory	1	2.44%



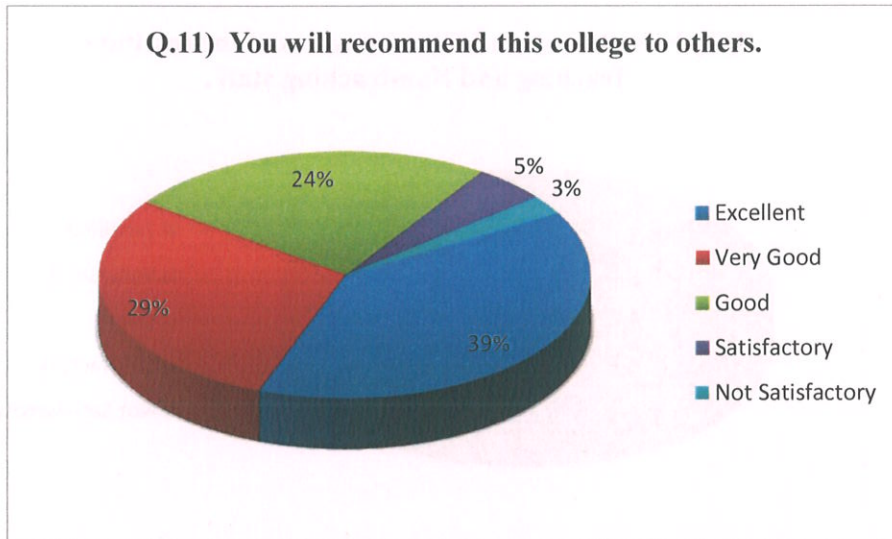
Q.10) You experience a sense of parental pride when you say your child is from this college?

	Grade	No. of Parents	Percentage
Q.10)	Excellent	17	41.46%
	Very Good	12	29.27%
	Good	9	21.95%
	Satisfactory	2	4.88%
	Not Satisfactory	1	2.44%



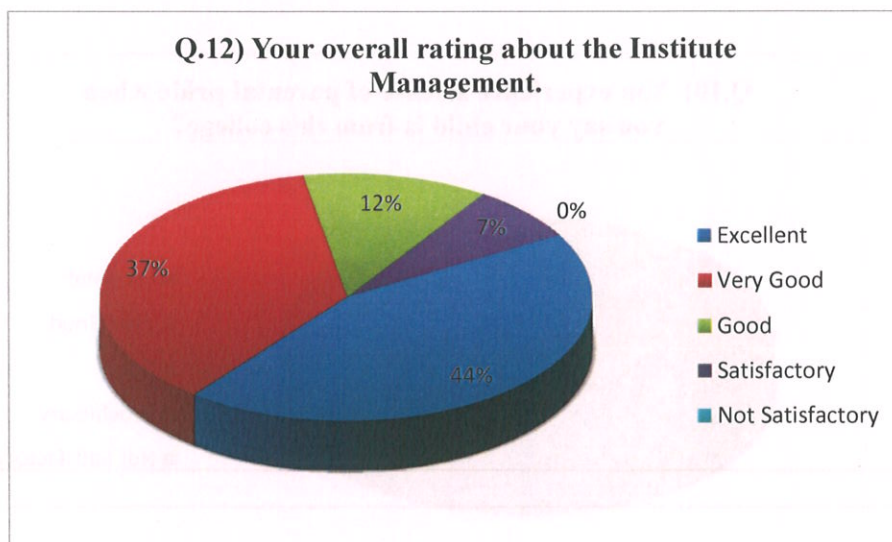
Q.11) You will recommend this college to others.

	Grade	No. of Parents	Percentage
Q.11)	Excellent	16	39.02%
	Very Good	12	29.27%
	Good	10	24.39%
	Satisfactory	2	4.88%
	Not Satisfactory	1	2.44%



Q.12) Your overall rating about the Institute Management.

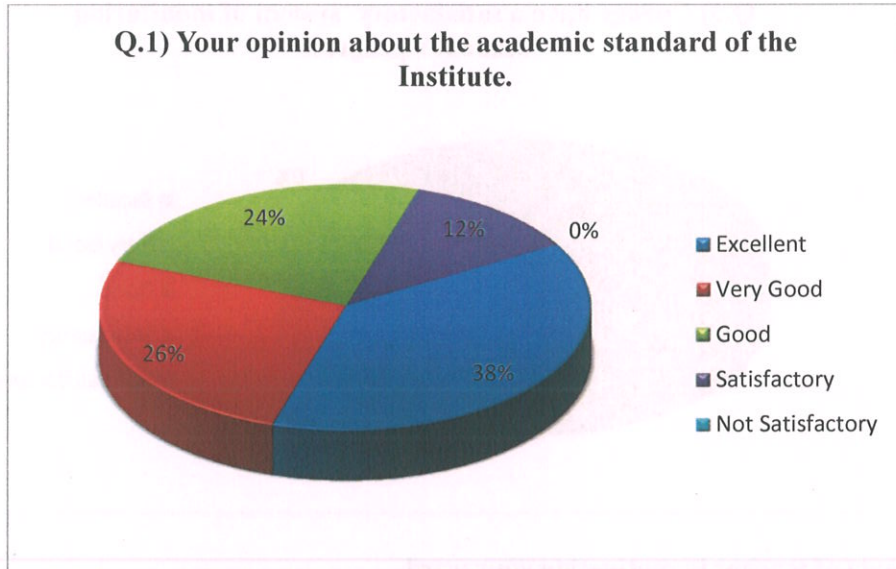
	Grade	No. of Parents	Percentage
Q.12)	Excellent	18	43.90%
	Very Good	15	36.59%
	Good	5	12.20%
	Satisfactory	3	7.32%
	Not Satisfactory	0	0.00%



NAME OF THE DEPARTMENT: SOCIOLOGY

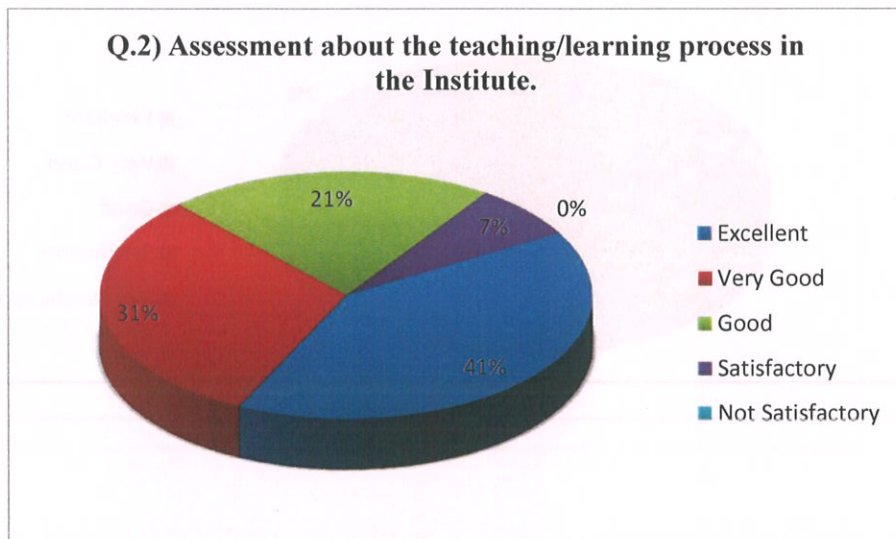
Q.1) Your opinion about the academic standard of the Institute.

	Grade	No. of Parents	Percentage
Q.1)	Excellent	16	38.10%
	Very Good	11	26.19%
	Good	10	23.81%
	Satisfactory	5	11.90%
	Not Satisfactory	0	0.00%



Q.2) Assessment about the teaching/learning process in the Institute.

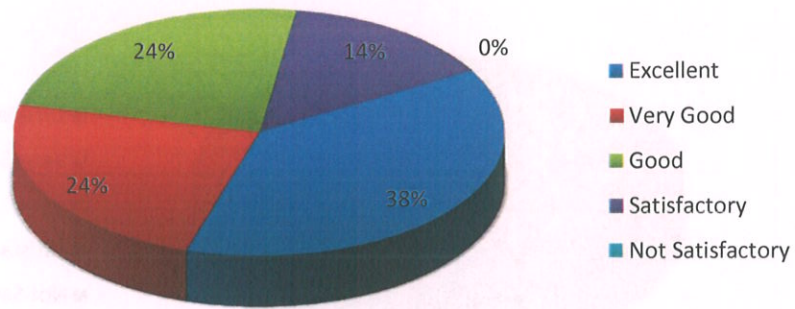
	Grade	No. of Parents	Percentage
Q.2)	Excellent	17	40.48%
	Very Good	13	30.95%
	Good	9	21.43%
	Satisfactory	3	7.14%
	Not Satisfactory	0	0.00%



Q.3) College have a satisfactory system of monitoring student's progress.

	Grade	No. of Parents	Percentage
Q.3)	Excellent	16	38.10%
	Very Good	10	23.81%
	Good	10	23.81%
	Satisfactory	6	14.29%
	Not Satisfactory	0	0.00%

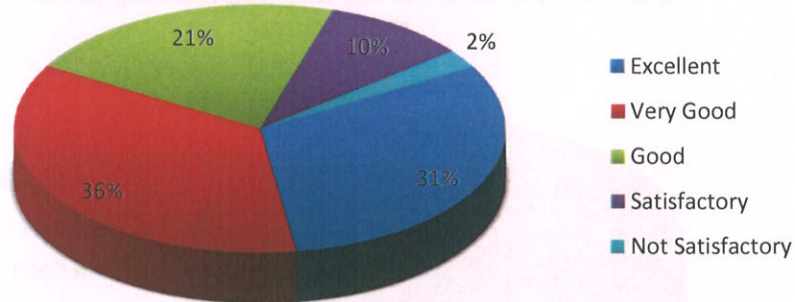
Q.3) College have a satisfactory system of monitoring student's progress



Q.4) The impact of teacher in motivating your ward.

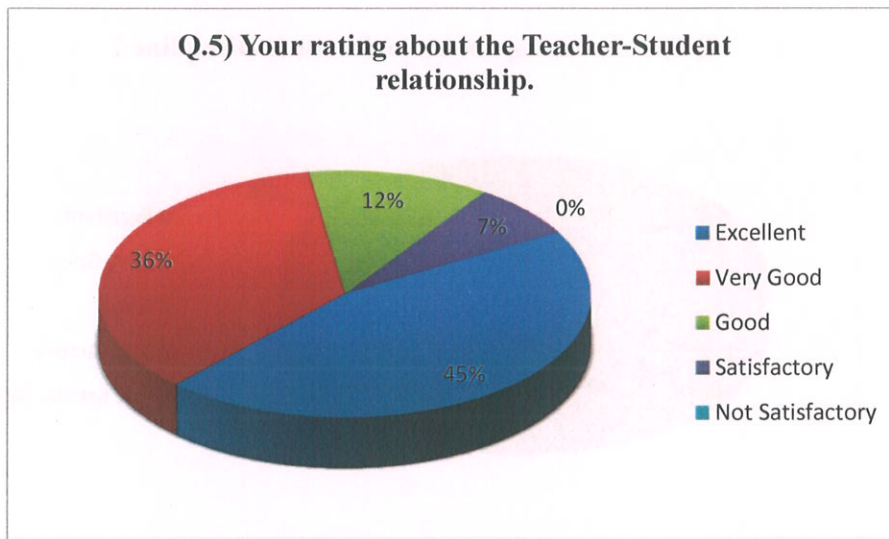
	Grade	No. of Parents	Percentage
Q.4)	Excellent	13	30.95%
	Very Good	15	35.71%
	Good	9	21.43%
	Satisfactory	4	9.52%
	Not Satisfactory	1	2.38%

Q.4) The impact of teacher in motivating your ward.



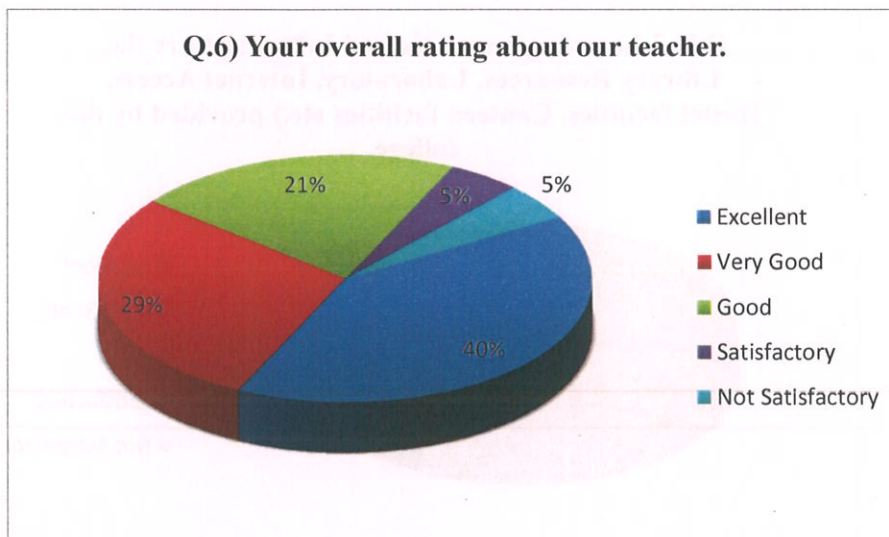
Q.5) Your rating about the Teacher-Student relationship.

	Grade	No. of Parents	Percentage
Q.5)	Excellent	19	45.24%
	Very Good	15	35.71%
	Good	5	11.90%
	Satisfactory	3	7.14%
	Not Satisfactory	0	0.00%



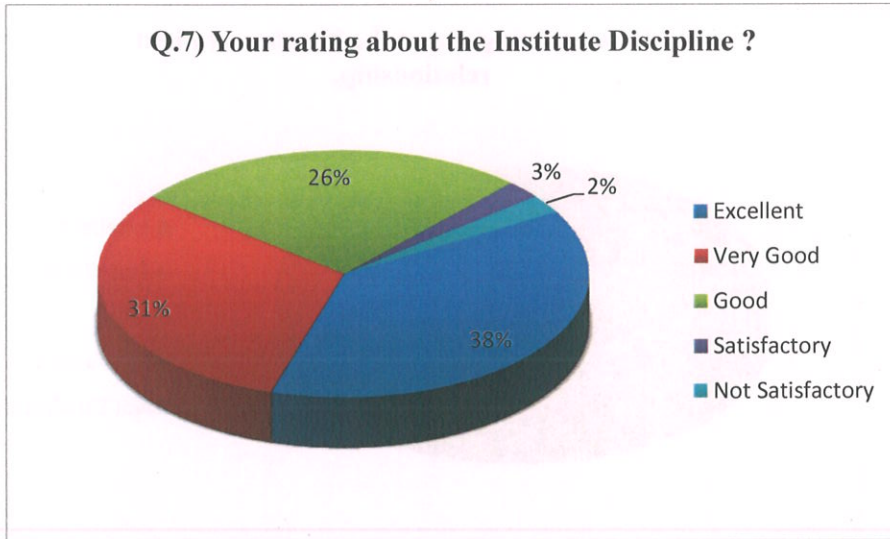
Q.6) Your overall rating about our teacher.

	Grade	No. of Parents	Percentage
Q.6)	Excellent	17	40.48%
	Very Good	12	28.57%
	Good	9	21.43%
	Satisfactory	2	4.76%
	Not Satisfactory	2	4.76%



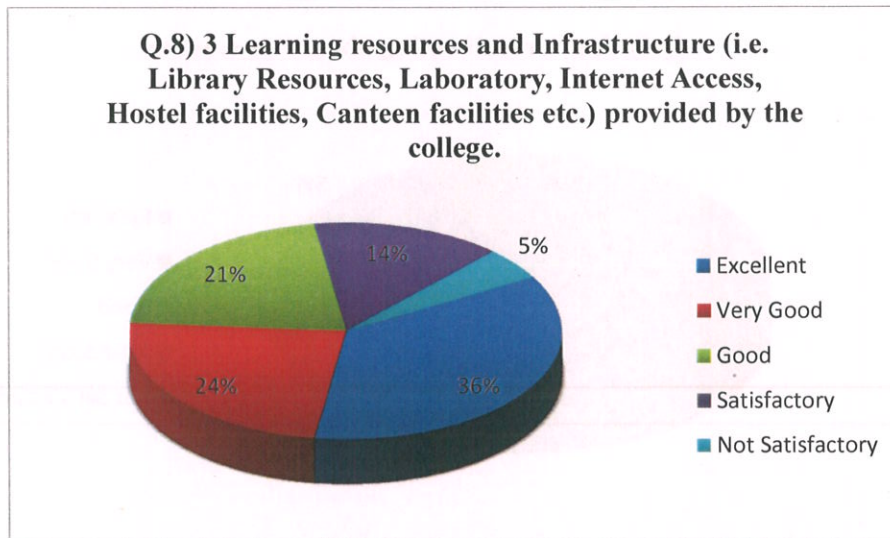
Q.7) Your rating about the Institute Discipline?

	Grade	No. of Parents	Percentage
Q.7)	Excellent	16	38.10%
	Very Good	13	30.95%
	Good	11	26.19%
	Satisfactory	1	2.38%
	Not Satisfactory	1	2.38%



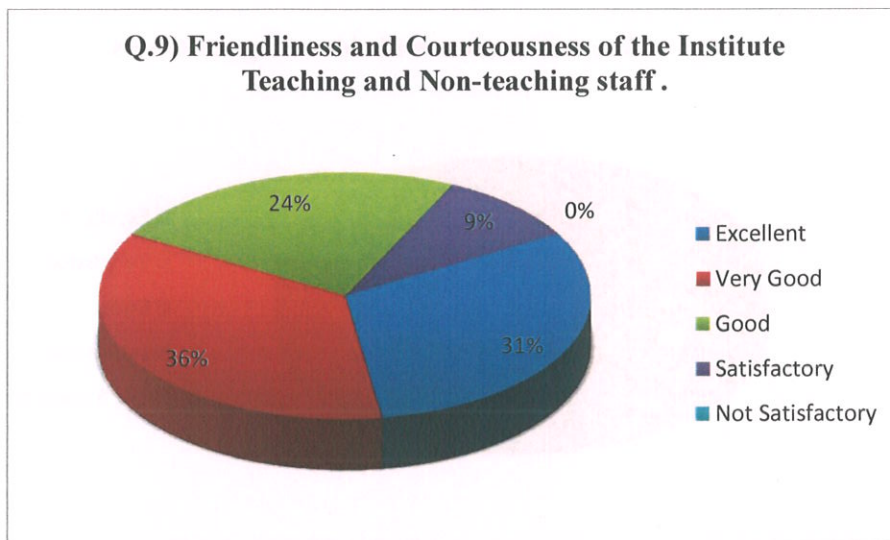
Q.8) 3 Learning resources and Infrastructure (i.e. Library Resources, Laboratory, Internet Access, Hostel facilities, Canteen facilities etc.) provided by the college.

	Grade	No. of Parents	Percentage
Q.8)	Excellent	15	35.71%
	Very Good	10	23.81%
	Good	9	21.43%
	Satisfactory	6	14.29%
	Not Satisfactory	2	4.76%



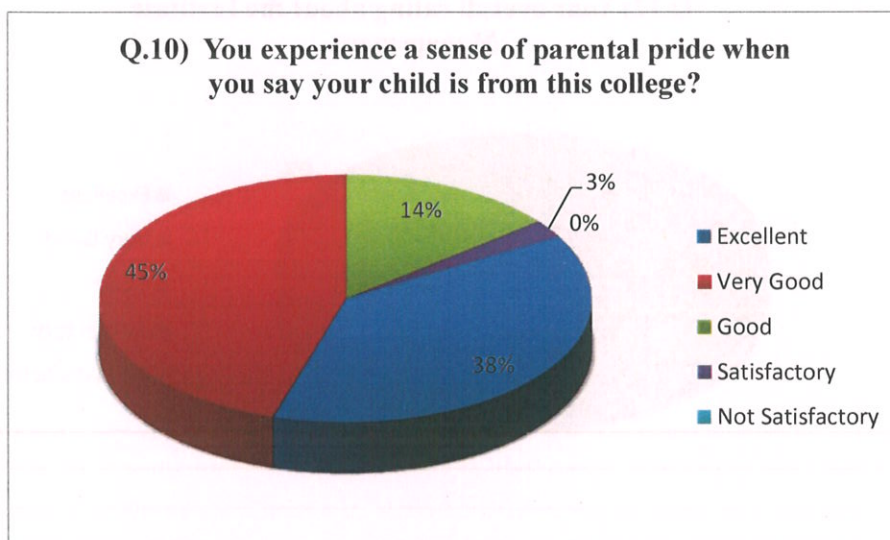
Q.9) Friendliness and Courteousness of the Institute Teaching and Non-teaching staff.

	Grade	No. of Parents	Percentage
Q.9)	Excellent	13	30.95%
	Very Good	15	35.71%
	Good	10	23.81%
	Satisfactory	4	9.52%
	Not Satisfactory	0	0.00%



Q.10) You experience a sense of parental pride when you say your child is from this college?

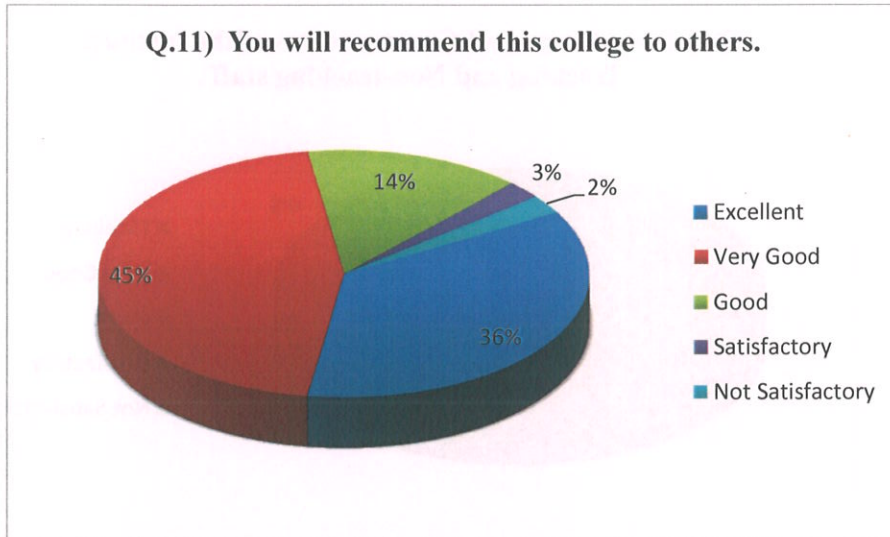
	Grade	No. of Parents	Percentage
Q.10)	Excellent	16	38.10%
	Very Good	19	45.24%
	Good	6	14.29%
	Satisfactory	1	2.38%
	Not Satisfactory	0	0.00%



(Handwritten signature)

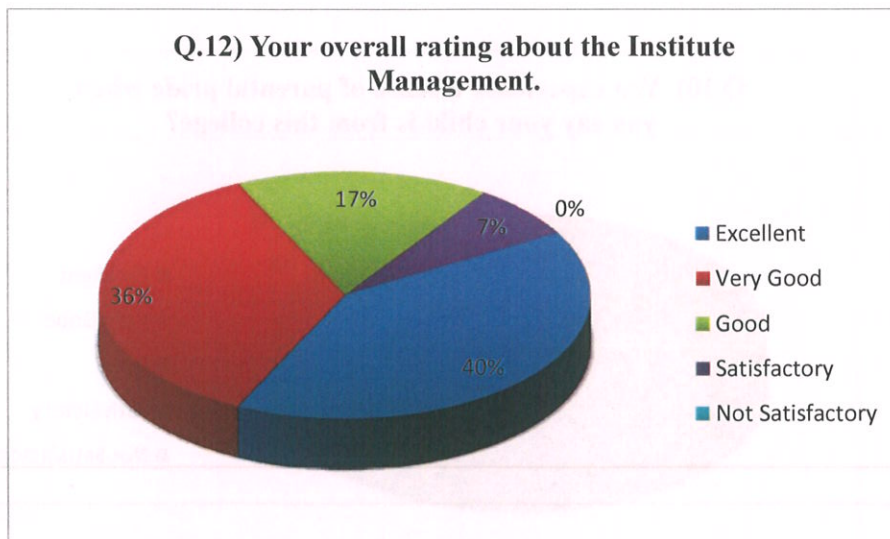
Q.11) You will recommend this college to others.

	Grade	No. of Parents	Percentage
Q.11)	Excellent	15	35.71%
	Very Good	19	45.24%
	Good	6	14.29%
	Satisfactory	1	2.38%
	Not Satisfactory	1	2.38%



Q.12) Your overall rating about the Institute Management.

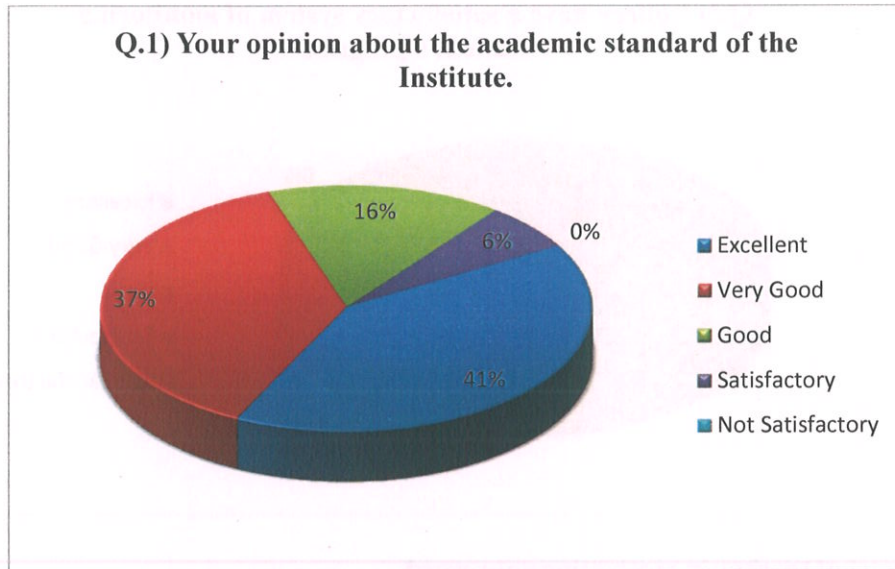
	Grade	No. of Parents	Percentage
Q.12)	Excellent	17	40.48%
	Very Good	15	35.71%
	Good	7	16.67%
	Satisfactory	3	7.14%
	Not Satisfactory	0	0.00%



NAME OF THE DEPARTMENT: STATISTICS

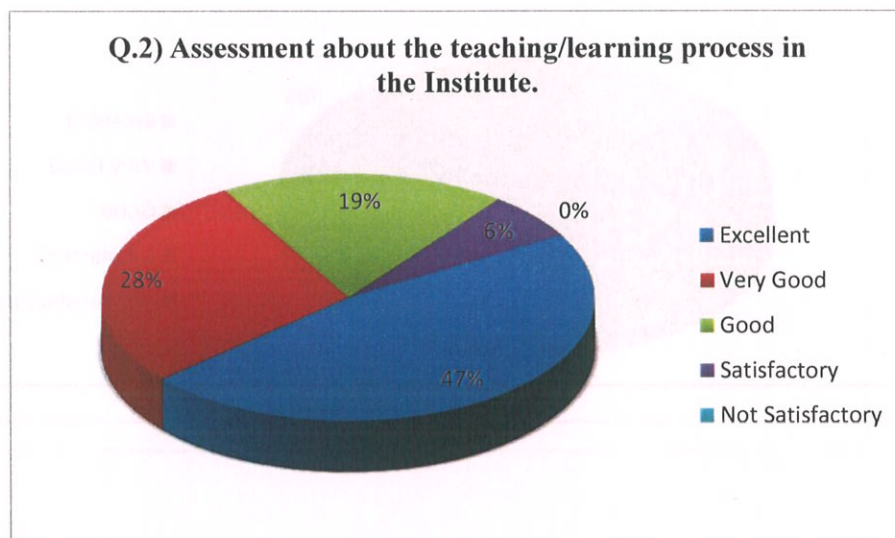
Q.1) Your opinion about the academic standard of the Institute.

	Grade	No. of Parents	Percentage
Q.1)	Excellent	13	40.63%
	Very Good	12	37.50%
	Good	5	15.63%
	Satisfactory	2	6.25%
	Not Satisfactory	0	0.00%



Q.2) Assessment about the teaching/learning process in the Institute.

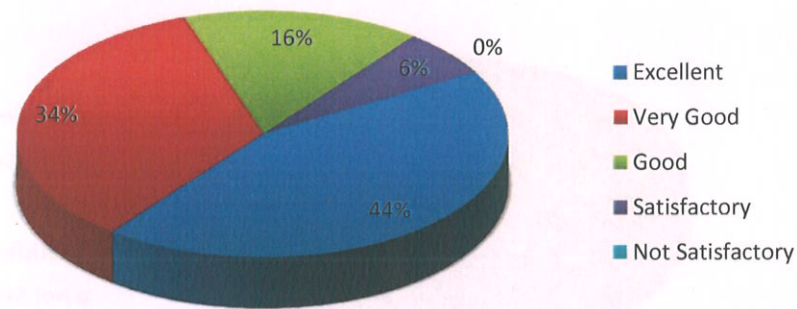
	Grade	No. of Parents	Percentage
Q.2)	Excellent	15	46.88%
	Very Good	9	28.13%
	Good	6	18.75%
	Satisfactory	2	6.25%
	Not Satisfactory	0	0.00%



Q.3) College have a satisfactory system of monitoring student's progress.

	Grade	No. of Parents	Percentage
Q.3)	Excellent	14	43.75%
	Very Good	11	34.38%
	Good	5	15.63%
	Satisfactory	2	6.25%
	Not Satisfactory	0	0.00%

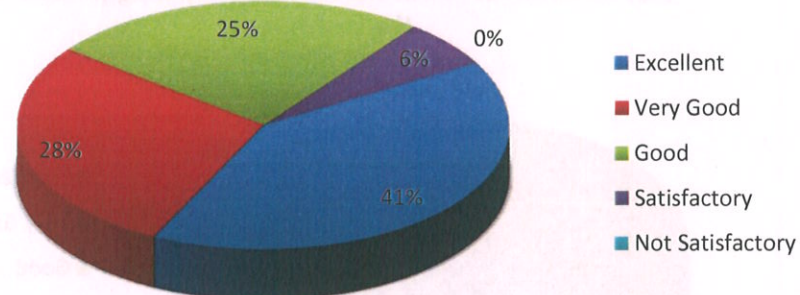
Q.3) College have a satisfactory system of monitoring student's progress



Q.4) The impact of teacher in motivating your ward.

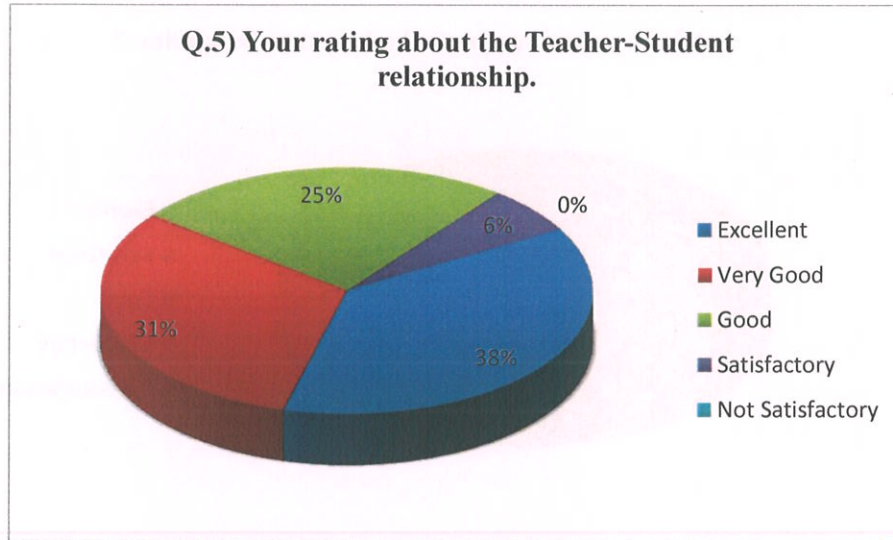
	Grade	No. of Parents	Percentage
Q.4)	Excellent	13	40.63%
	Very Good	9	28.13%
	Good	8	25.00%
	Satisfactory	2	6.25%
	Not Satisfactory	0	0.00%

Q.4) The impact of teacher in motivating your ward.



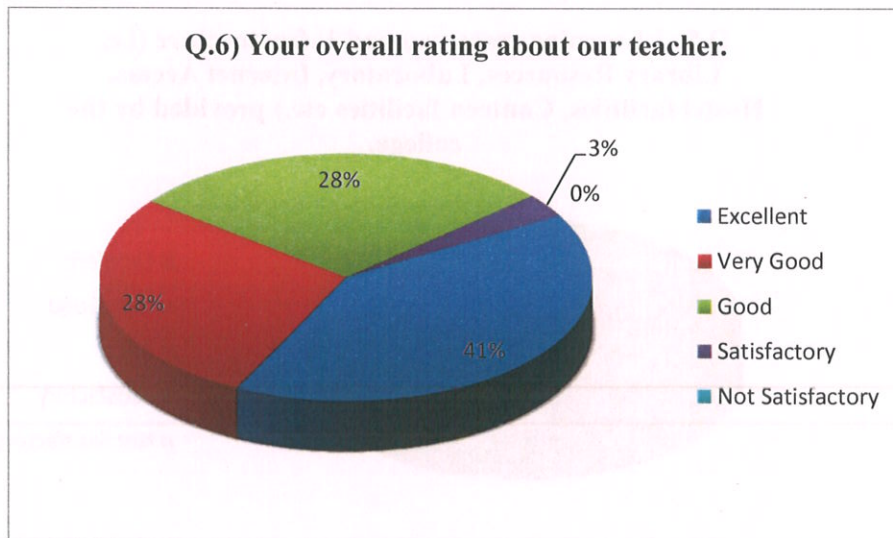
Q.5) Your rating about the Teacher-Student relationship.

	Grade	No. of Parents	Percentage
Q.5)	Excellent	12	37.50%
	Very Good	10	31.25%
	Good	8	25.00%
	Satisfactory	2	6.25%
	Not Satisfactory	0	0.00%



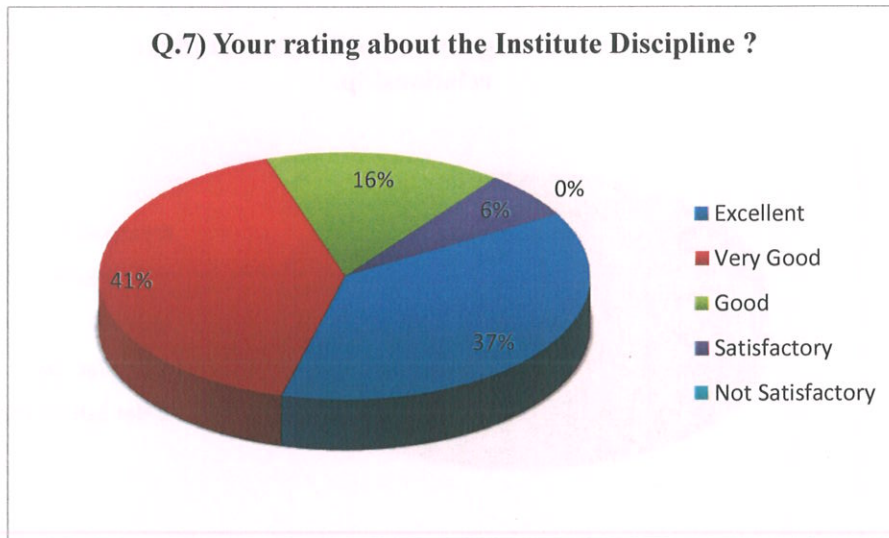
Q.6) Your overall rating about our teacher.

	Grade	No. of Parents	Percentage
Q.6)	Excellent	13	40.63%
	Very Good	9	28.13%
	Good	9	28.13%
	Satisfactory	1	3.13%
	Not Satisfactory	0	0.00%



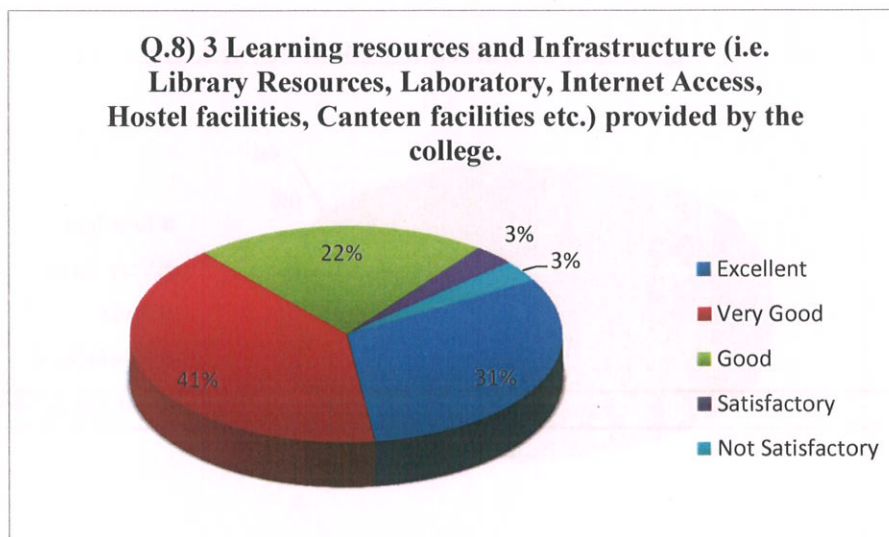
Q.7) Your rating about the Institute Discipline?

	Grade	No. of Parents	Percentage
Q.7)	Excellent	12	37.50%
	Very Good	13	40.63%
	Good	5	15.63%
	Satisfactory	2	6.25%
	Not Satisfactory	0	0.00%



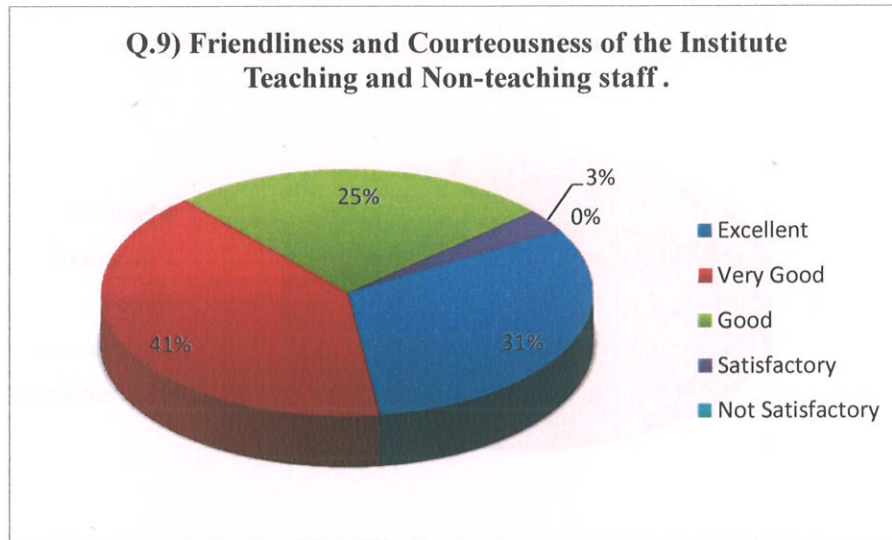
Q.8) 3 Learning resources and Infrastructure (i.e. Library Resources, Laboratory, Internet Access, Hostel facilities, Canteen facilities etc.) provided by the college.

	Grade	No. of Parents	Percentage
Q.8)	Excellent	10	31.25%
	Very Good	13	40.63%
	Good	7	21.88%
	Satisfactory	1	3.13%
	Not Satisfactory	1	3.13%



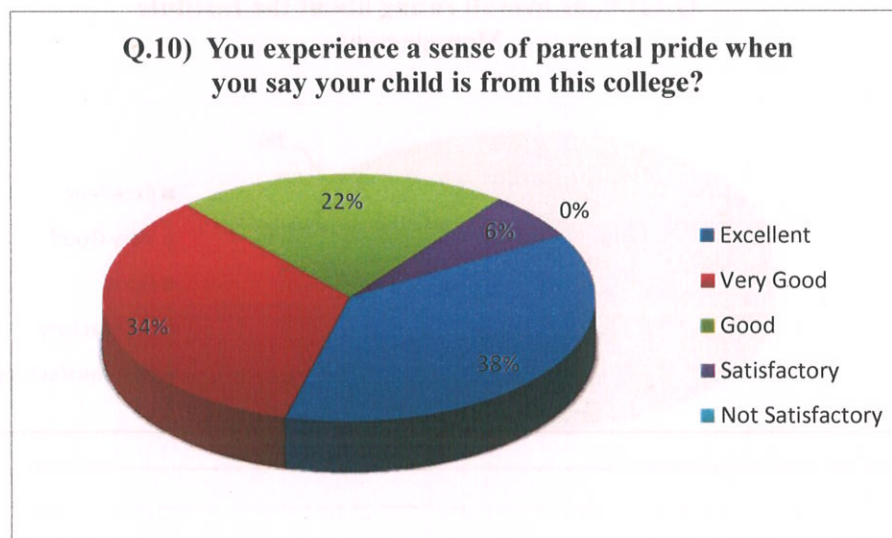
Q.9) Friendliness and Courteousness of the Institute Teaching and Non-teaching staff.

	Grade	No. of Parents	Percentage
Q.9)	Excellent	10	31.25%
	Very Good	13	40.63%
	Good	8	25.00%
	Satisfactory	1	3.13%
	Not Satisfactory	0	0.00%



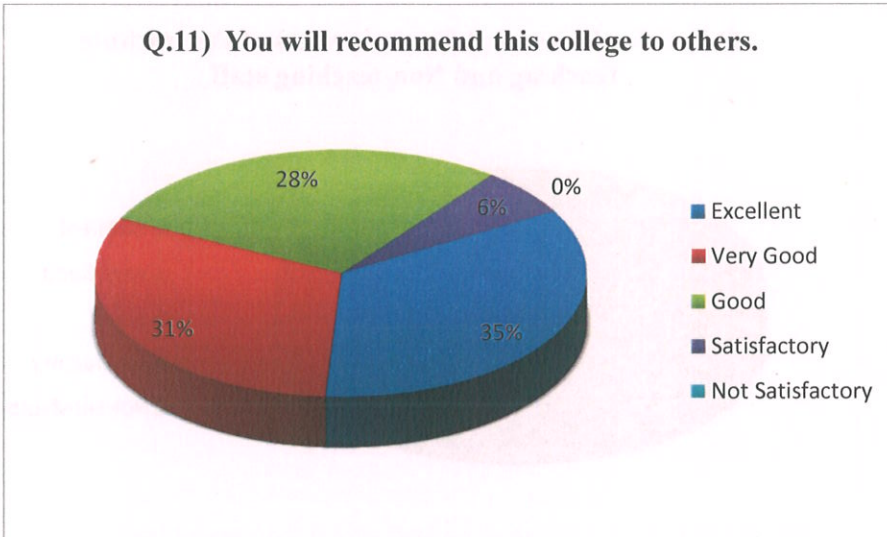
Q.10) You experience a sense of parental pride when you say your child is from this college?

	Grade	No. of Parents	Percentage
Q.10)	Excellent	12	37.50%
	Very Good	11	34.38%
	Good	7	21.88%
	Satisfactory	2	6.25%
	Not Satisfactory	0	0.00%



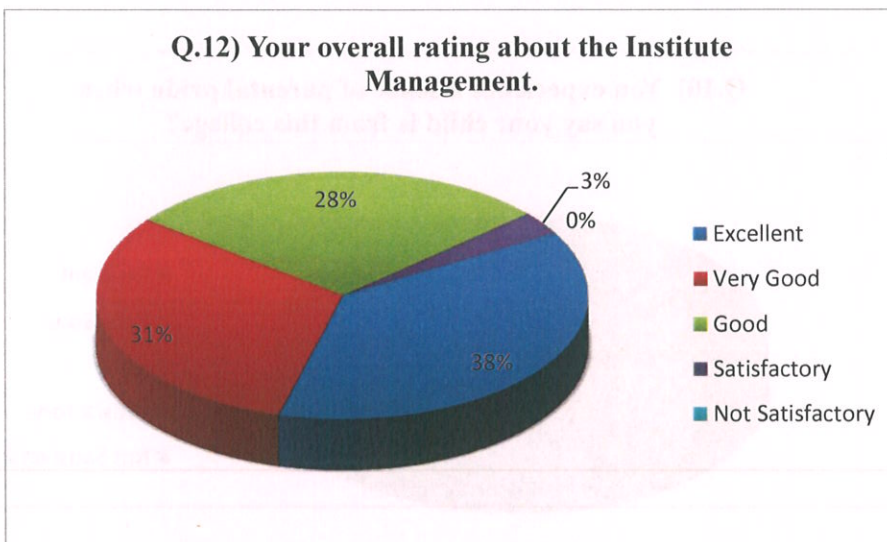
Q.11) You will recommend this college to others.

	Grade	No. of Parents	Percentage
Q.11)	Excellent	11	34.38%
	Very Good	10	31.25%
	Good	9	28.13%
	Satisfactory	2	6.25%
	Not Satisfactory	0	0.00%



Q.12) Your overall rating about the Institute Management.

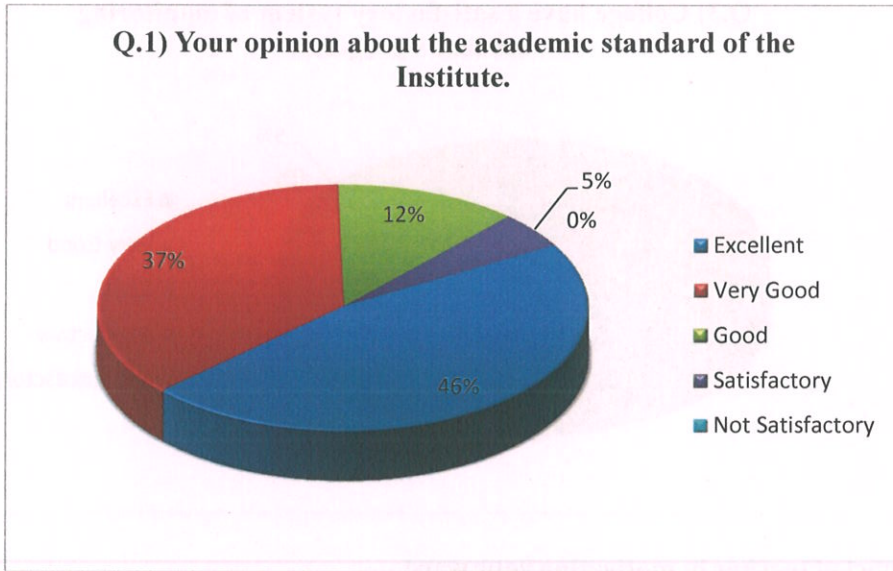
	Grade	No. of Parents	Percentage
Q.12)	Excellent	12	37.50%
	Very Good	10	31.25%
	Good	9	28.13%
	Satisfactory	1	3.13%
	Not Satisfactory	0	0.00%



NAME OF THE DEPARTMENT: ZOOLOGY

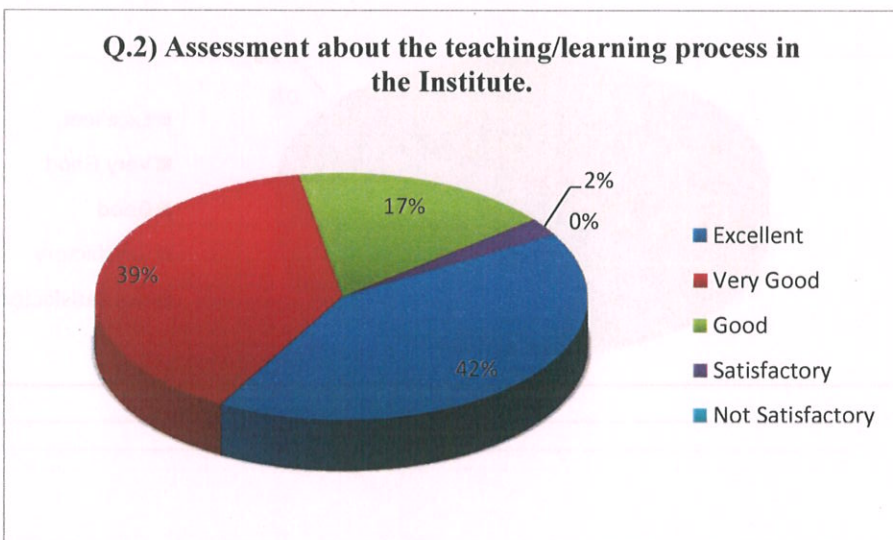
Q.1) Your opinion about the academic standard of the Institute.

	Grade	No. of Parents	Percentage
Q.1)	Excellent	19	46.34%
	Very Good	15	36.59%
	Good	5	12.20%
	Satisfactory	2	4.88%
	Not Satisfactory	0	0.00%



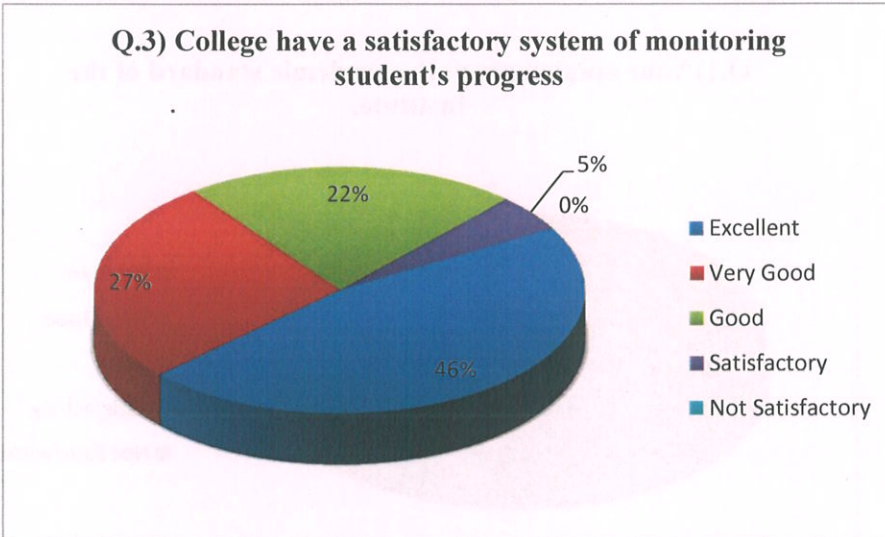
Q.2) Assessment about the teaching/learning process in the Institute.

	Grade	No. of Parents	Percentage
Q.2)	Excellent	17	41.46%
	Very Good	16	39.02%
	Good	7	17.07%
	Satisfactory	1	2.44%
	Not Satisfactory	0	0.00%



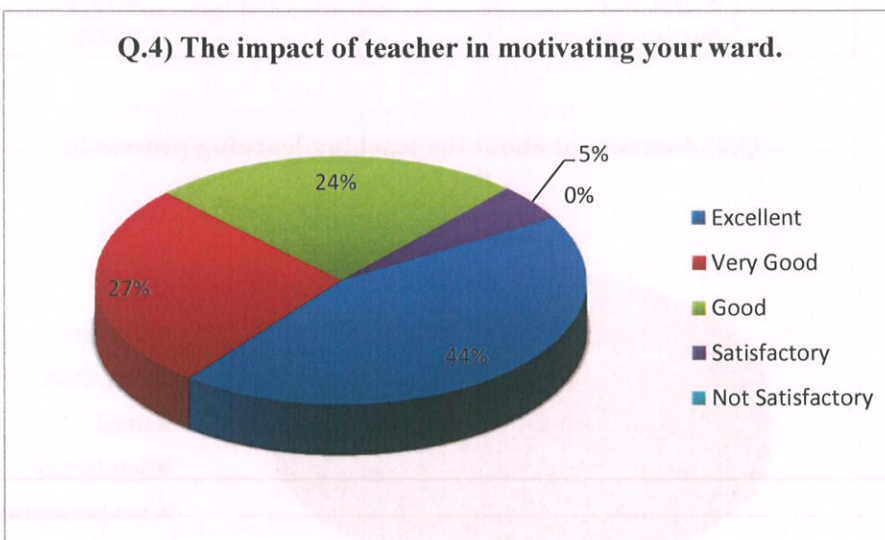
Q.3) College have a satisfactory system of monitoring student's progress.

	Grade	No. of Parents	Percentage
Q.3)	Excellent	19	46.34%
	Very Good	11	26.83%
	Good	9	21.95%
	Satisfactory	2	4.88%
	Not Satisfactory	0	0.00%



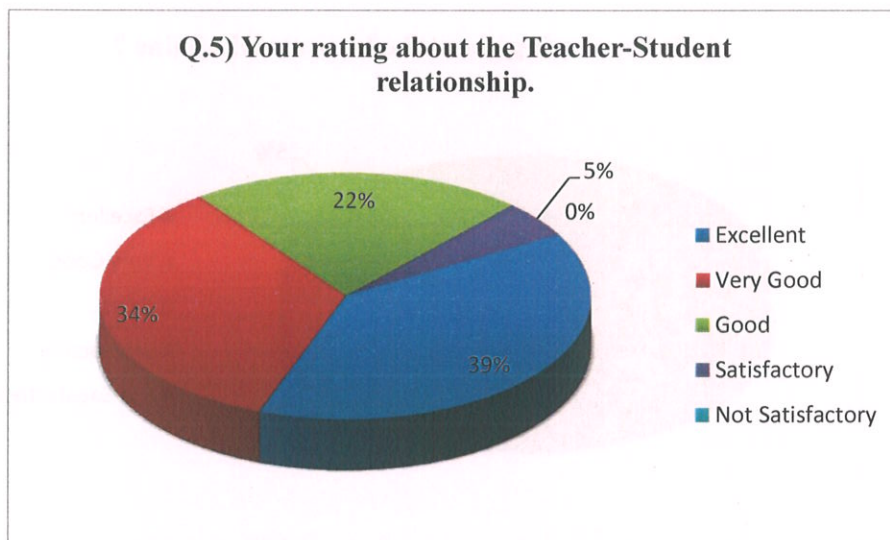
Q.4) The impact of teacher in motivating your ward.

	Grade	No. of Parents	Percentage
Q.4)	Excellent	18	43.90%
	Very Good	11	26.83%
	Good	10	24.39%
	Satisfactory	2	4.88%
	Not Satisfactory	0	0.00%



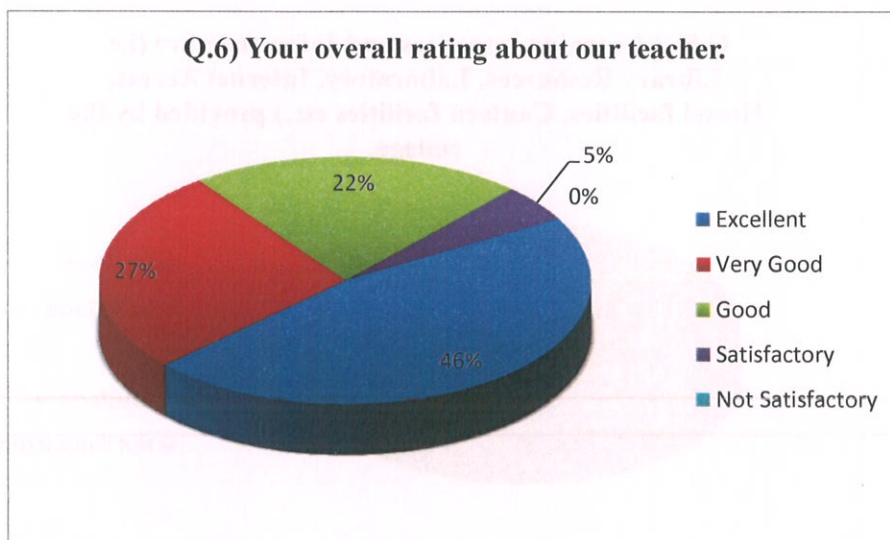
Q.5) Your rating about the Teacher-Student relationship.

	Grade	No. of Parents	Percentage
Q.5)	Excellent	16	39.02%
	Very Good	14	34.15%
	Good	9	21.95%
	Satisfactory	2	4.88%
	Not Satisfactory	0	0.00%



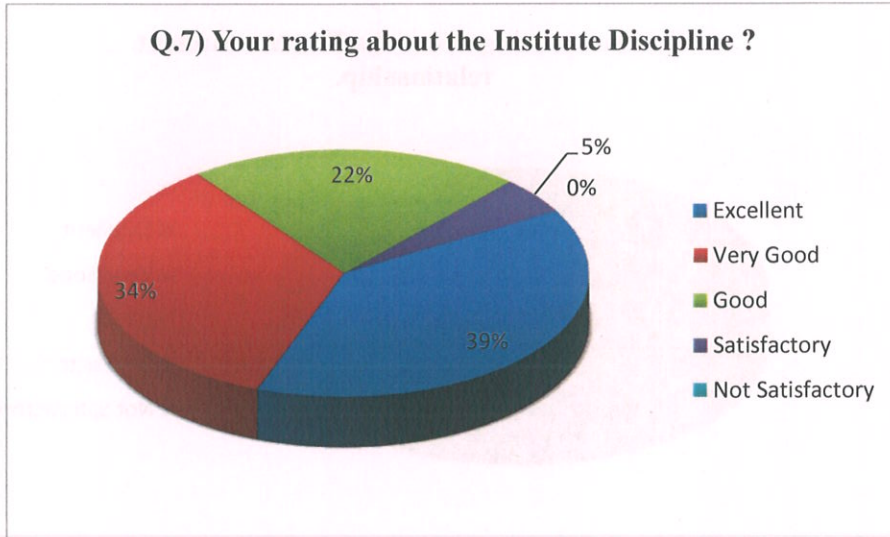
Q.6) Your overall rating about our teacher.

	Grade	No. of Parents	Percentage
Q.6)	Excellent	19	46.34%
	Very Good	11	26.83%
	Good	9	21.95%
	Satisfactory	2	4.88%
	Not Satisfactory	0	0.00%



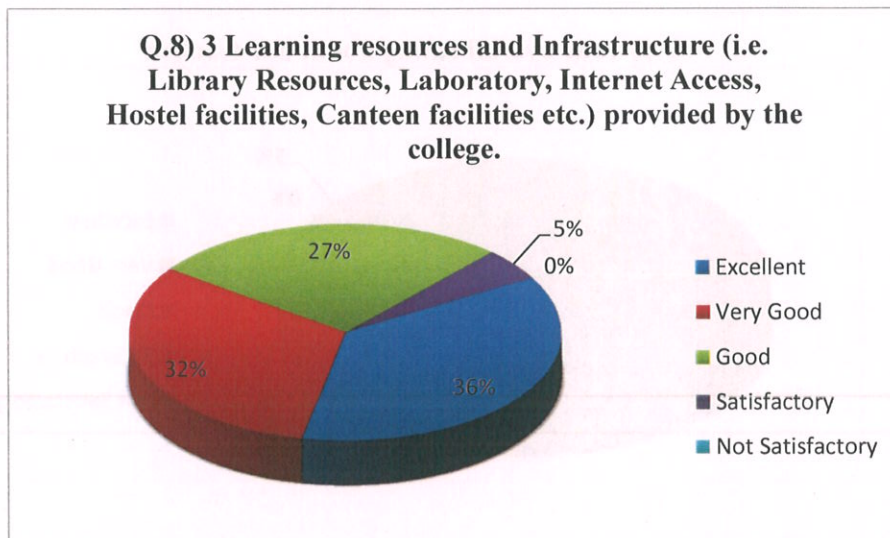
Q.7) Your rating about the Institute Discipline?

	Grade	No. of Parents	Percentage
Q.7)	Excellent	16	39.02%
	Very Good	14	34.15%
	Good	9	21.95%
	Satisfactory	2	4.88%
	Not Satisfactory	0	0.00%



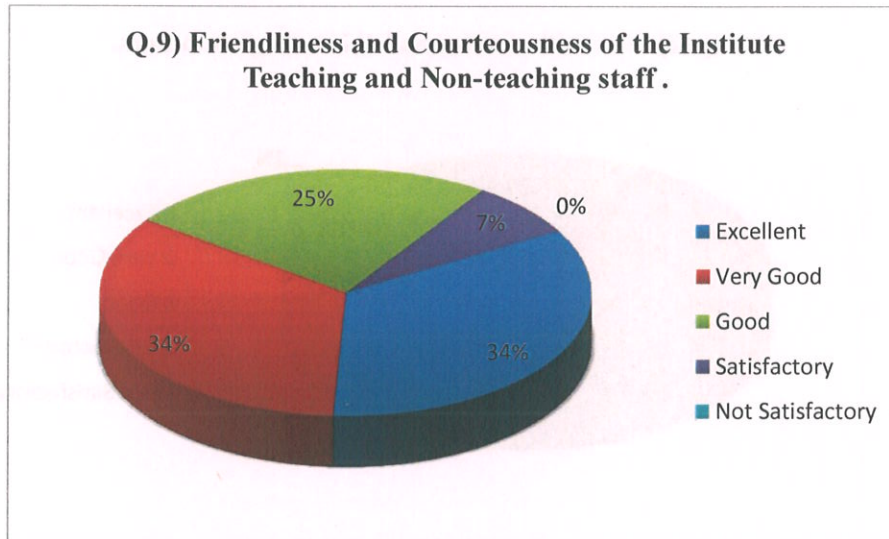
Q.8) 3 Learning resources and Infrastructure (i.e. Library Resources, Laboratory, Internet Access, Hostel facilities, Canteen facilities etc.) provided by the college.

	Grade	No. of Parents	Percentage
Q.8)	Excellent	15	36.59%
	Very Good	13	31.71%
	Good	11	26.83%
	Satisfactory	2	4.88%
	Not Satisfactory	0	0.00%



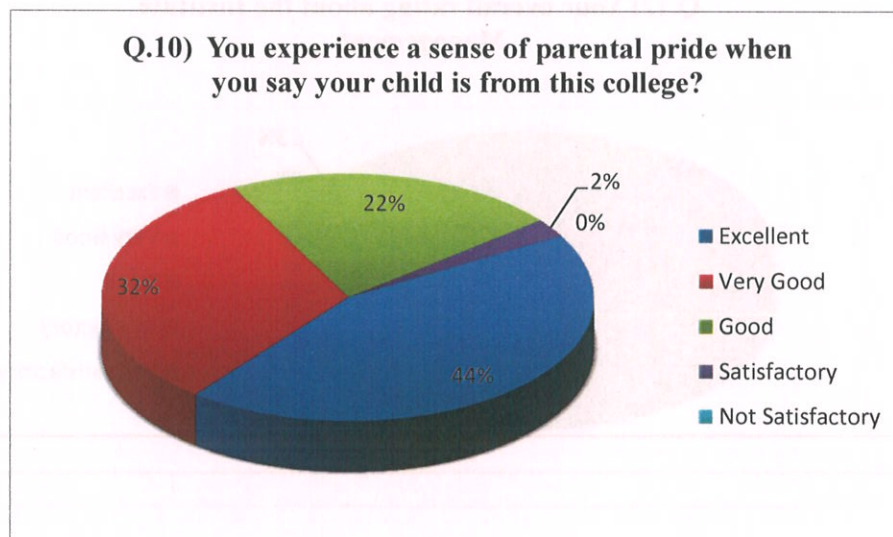
Q.9) Friendliness and Courteousness of the Institute Teaching and Non-teaching staff.

	Grade	No. of Parents	Percentage
Q.9)	Excellent	14	34.15%
	Very Good	14	34.15%
	Good	10	24.39%
	Satisfactory	3	7.32%
	Not Satisfactory	0	0.00%



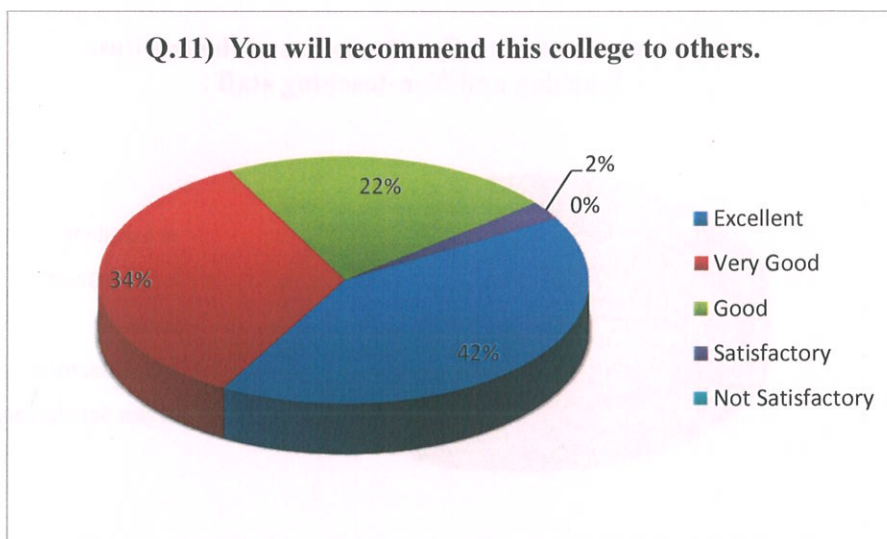
Q.10) You experience a sense of parental pride when you say your child is from this college?

	Grade	No. of Parents	Percentage
Q.10)	Excellent	18	43.90%
	Very Good	13	31.71%
	Good	9	21.95%
	Satisfactory	1	2.44%
	Not Satisfactory	0	0.00%



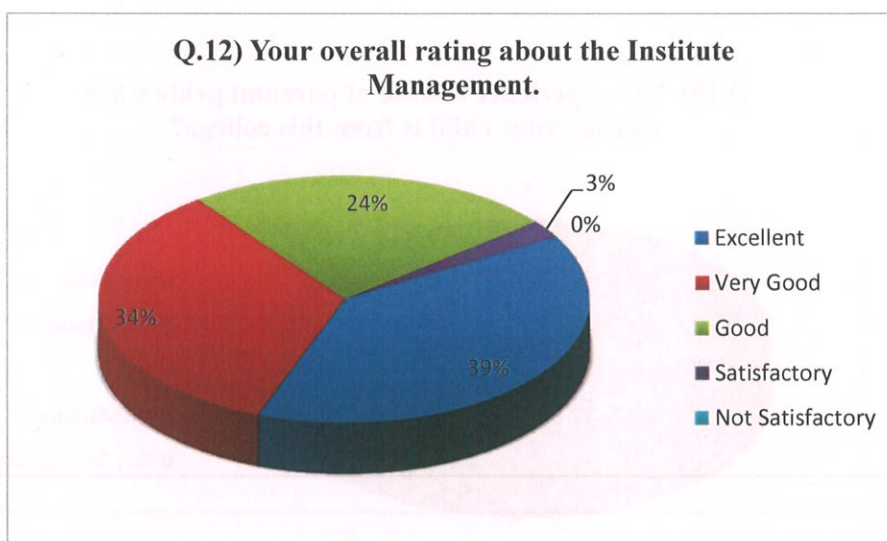
Q.11) You will recommend this college to others.

	Grade	No. of Parents	Percentage
Q.11)	Excellent	17	41.46%
	Very Good	14	34.15%
	Good	9	21.95%
	Satisfactory	1	2.44%
	Not Satisfactory	0	0.00%



Q.12) Your overall rating about the Institute Management.

	Grade	No. of Parents	Percentage
Q.12)	Excellent	16	39.02%
	Very Good	14	34.15%
	Good	10	24.39%
	Satisfactory	1	2.44%
	Not Satisfactory	0	0.00%



Analysis and outcomes:

1. Parents are satisfied with the good teaching learning experience in the college.
2. Parents are satisfied with examination process of this institution.
3. Parents also found that the children have a good learning experience in the college as a result of the good knowledgeable faculties teaching their children.
4. Parents are satisfied with the faculties and the mentors provided by the college.

Recommendations and suggestions:

1. It was suggested that there should be more number of seats in hostels to accommodate new students.
2. Parents also felt that there should be more number of books to be purchase in the central library.
3. Parents also suggested that there should be more number of regular faculties in the newly opened PG department.



IQAC
Govt. (Auto) College, Rourkela



Principal
Govt. (Auto) College, Rourkela

